

FREE SHIPPING ON ALL SPECIAL ORDERS AND OUT OF STOCK ITEMS.

HENSCHEL & SONS

EXHAUST WAREHOUSE

2024 Exhaust
Catalog



CONNELLSVILLE, PA

724-628-6915

EXHAUST SYSTEMS




CATALYTIC CONVERTERS



MUFFLERS



BUILDER PARTS



Web: www.henschelandsons.com
www.facebook.com/henschelandsons

1502 Memorial Blvd Connellsville, PA 15425

Fax 724-628-6934

ORDER ONLINE: www.henschelandsons.com

CATALOG INDEX

• Aero Exhaust.....-5	• Flowmaster Mufflers.....40-41
• AP Exhaust	• FX Exhaust
Brackets.....8	FlangeFlex Repair.....42
Clamps.....-7	Flex Pipes, Connector Kits, Hangers, Hardware.....44
DieselTech Connectors, Reducers.....19	Pipe Repair Kits.....43
DieselTech Mufflers, Pipes, Rain Caps, Clamps, Flex Tubing.....17	Spring Bolt Kits, Flanges, Gaskets.....43
DieselTech Tubing, Clamps.....18	• Henschel And Sons
Direct-Fit Converters.....16	Line Card.....-3
Enforcer Mufflers.....11	• Magnaflow Exhaust
Flanges.....9	Direct-Fit Converters.....-50
Gaskets.....-10	Exhaust Tips.....48
Glasspacks.....-23	X & Y Pipes.....-48
Mandrel Bent Pipes.....-13	Mufflers.....-47
MSL Mufflers.....-12	Performance Exhaust Systems.....-46
Prebent Pipes.....-13	Universal Converters.....49
Spring Bolt Kits.....32	• Mandrel Prebent Pipes.....-51-52
Stainless Steel Mufflers.....6	• Morse Chop Saw Blades & Step Drills.....45
Turbo Mufflers.....21	• Nickson Exhaust
Turbopacks, Torpedopacks.....-22	Flex Pipes, Clamps.....53
Universal Converters.....-14-15	Hangers, Brackets, Wires, Spherical Joints.....-54
VX, VR Series Mufflers.....-20	Hardware.....-55
• ATP Manifolds.....24	Spring Bolt Kits.....-32
• Berkebile Automotive Chemicals.....25	• Performance Muffler Chart.....4
• Borla Exhaust.....26	• Performance Products Exhaust & Accessories.....56
• Cherry Bomb Exhaust.....27	• Pollution Control Exhaust Accessories.....56
• Davico Exhaust.....-28-29	• Street Flow, Street Max Mufflers, EcoPlus.....57-59
• Different Trend Exhaust.....-30	• Street Style Tips.....-60
• Dynamic Brake Lines, and other products.....-31	• Super Toy Chrome Exhaust Tips.....61
• Flo-Pro Exhaust	• Thunderbolt Exhaust
Big Oval Mufflers.....36	Hi-Performance, Turbo, Polished SS Mufflers.....62
Diesel Exhaust Kits.....33	Stainless Steel Tips.....62-63
Glasspacks, Power Packs, Y,X Pipes.....-38	Spun Converters, Accessories.....64
Header Collector Kits.....-32	
Heavy Duty Mufflers.....35	
MAX Mufflers, Twister, Original.....37	
Stainless Tips.....-39	
Tail, Muffler Replacement, Mandrel Pipes, Down, Extension Pipes, Expanders.....-34	

HENSCHEL & SONS
EXHAUST WAREHOUSE
724-628-6915
CONNELLSVILLE, PA



FREE SHIPPING ON ALL SPECIAL ORDERS AND OUT OF STOCK ITEMS.

HENSCHEL AND SONS EXHAUST WAREHOUSE

1502 MEMORIAL BLVD
CONNELLSVILLE, PA 15425

PHONE: 724-628-6915

WEB SITE: WWW.HENSCHELANDSONS.COM

- **AERO EXHAUST**
- **ATP EXHAUST MANIFOLDS**
- **AP EXHAUST PRODUCTS**
 - Universal Catalytic Converters
 - Turbo Mufflers
 - Straight Tubing
 - MSL Mufflers
 - Enforcer Mufflers
 - Clamps
- **BERKEBILE CHEMICALS**
- **BEARPAW HAND CLEANER**
- **BORLA EXHAUST**
- **CHERRY BOMB PERFORMANCE MUFFLERS**
- **DAVICO MFG. CONVERTERS**
- **DIFFERENT TREND MUFFLER AND TIPS**
- **DURA-FIT DIESEL DPFs & DOCs**
- **DYNAMIC**
 - Brake Line Coils
- **EASTERN CONVERTERS**
- **FLOWMASTER**
 - Stainless/Alum Steel Mufflers
 - Exhaust Kits
- **FLO-PRO EXHAUST**
 - Stainless Exhaust Tips
 - Stainless Glasspacks
 - X & Y Pipes
 - Polished Stainless Elbows
- **FX EXHAUST**
 - Repair Flex Pipes
 - Mini Flex Pipes
 - Gaskets
 - Universal Connector Kits
- **MAGNAFLOW EXHAUST**
 - Performance Exhaust Systems
 - Exhaust Tips
 - Mufflers
 - Catalytic Converters
- **METABO CHOP SAW & CUTTING WHEELS**
- **MORSE CHOP SAW BLADES**

- **NICKSON EXHAUST**
 - Flex Pipes
 - Spring Bolt Kits
 - Hardware
 - Hangers
 - Brackets
 - Wires
- **PERFORMANCE PRODUCTS**
 - Mandrel Tail Pipes
 - Mig Wire
 - Whisper Quiet Mufflers
 - J Bends
- **POLLUTION CONTROL**
 - Clamps
 - Air Tubes
 - Recessed Nuts
 - Cutting Wheels
- **STAINLESS STEEL TUBING**
- **SUPER TOY CHROME EXHAUST TIPS**
- **THUNDERBOLT**
 - Stainless Steel Tips
 - Spun Formed Converters
 - Hi-Performance Mufflers
 - X & Y Pipes
- **XLERATOR PERFORMANCE EXHAUST**
 - Stainless Steel Tips
 - Performance Exhaust Kits

PCI POLLUTION
CONTROL
INDUSTRIES



hiNickson
EXHAUST SOLUTIONS





EQUIPMENT

- **BEND PAK LIFTS & PIPE BENDERS**
- **HUTH PIPE BENDERS**
- **BEN PEARSON PIPE BENDERS**



ORDER ONLINE: www.henschelandsons.com



AP Part# Aluminized Steel, Aggressive Sound	Cherry Bomb Part# Aluminized Steel, Aggressive Sound	Flowmaster Part# Stainless/ Aluminized Steel, Aggressive Sound	Different Trends Part# Aluminized Steel, Aggressive Sound	In/Out	Config.	Body Length	Overall Length	Body Height/ Width
VX4422			8C24D24	2 1/4"	C/D	13"	19"	4"x9"
VX2442		42442 KO42442	82442	2 1/4"	C/O	13"	19"	4"x9"
VX4134				2 1/4"	D/D	13"	19"	4"x9"
VX4554			8D24D24-17	2 1/4"	D/D	17"	23"	4"x9"
VR7431			72441	2 1/4"	O/C	6 1/2"	13"	4"x9"
VX2441		42441 KO42441	82441	2 1/4"	O/C	13"	19"	4"x9"
VR7429			72443	2 1/4"	O/O	6 1/2"	13"	4"x9"
VX2443		42443 KO42443	82443	2 1/4"	O/O	13"	19"	4"x9"
VR7426	7426CB	842515	72526	2 1/2"	C/C	6 1/2"	13"	4"x9"
VX5400			825400	2 1/2"	C/D	13"	19"	4"x9"
VX2542		42542	82542	2 1/2"	C/O	13"	19"	4"x9"
VX2552				2 1/2"	D/C	17"	23"	4"x9"
VX2583		42583	825CMRO	2 1/2"	D/O Transverse	17"	23"	4"x9"
VR7432		842516	72541	2 1/2"	O/C	6 1/2"	13"	4"x9"
VX2541		42541 KO42541	82541	2 1/2"	O/C	13"	19"	4"x9"
VR7430	7480CB	842518	72543	2 1/2"	O/O	6 1/2"	13"	4"x9"
VX2543		42543	82543	2 1/2"	O/O	13"	19"	4"x9"
VR7425	7425CB	8425152	725422	2 1/2"/2 1/4"	C/D	6 1/2"	13"	4"x9"
VX5422			825422	2 1/2"/2 1/4"	C/D	13"	19"	4"x9"
VR7428	7428CB	843015	73026	3"	C/C	6 1/2"	13"	4"x9"
VX3042			83042	3"	C/O	13"	19"	4"x9"
VX3041		43041 KO43041	83041	3"	O/C	13"	19"	4"x9"
VX3043		43043 KO43043	83043	3"	O/O	13"	19"	4"x9"
VX0422			830422	3"/2 1/4"	C/D	13"	19"	4"x9"
VR7427	7427CB	8430152	730402	3"/2 1/2"	C/D	6 1/2"	13"	4"x9"
VX0402		430402 KO430402	830402	3"/2 1/2"	C/D	13"	19"	4"x9"

PERFORMANCE MUFFLER CROSS REFERENCE CHARTS



AP Part# Stainless Steel, Deep Sound	Cherry Bomb Part# Stainless Steel, Deep Sound	Flowmaster Part# Stainless Steel, Moderate Sound	Magnaflow Stainless Steel Deep Throaty Sound	In/Out	Config.	Body Length	Overall Length	Body Height/ Width
XS0445	SA0445	71415	10415	2.25"	C/C	14"	20"	4" Round
XS0425	SA0425		10425	2.25"	C/C	18"	24"	4" Round
XS0416	SA0416	71416	10416	2.5"	C/C	14"	20"	4" Round
XS0426	SA0426		10426	2.5"	C/C	18"	24"	4" Round
	SA2772		12772	4"	C/C	24"	30"	7" Round
XS1149	SA1149			2.25"	C/D	14"	20"	4"x9" Oval
XS1225	SA1225		11225	2.25"	O/C	14"	20"	4"x9" Oval
XS1255	SA1255		11255	2.25"	O/C	18"	24"	4"x9" Oval
XS1235	SA1235	71235	11235	2.25"	O/O	14"	20"	4"x9" Oval
XS1226	SA1226	71226	11226	2.5"	O/C	14"	20"	4"x9" Oval
XS1256	SA1256		11256	2.5"	O/C	18"	24"	4"x9" Oval
XS2265	SA2265		12265	2.5"	O/D	18"	24"	4"x9" Oval
XS1236	SA1236	71236	11236	2.5"	O/O	14"	20"	4"x9" Oval
XS1266	SA1266		11266	2.5"	O/O	18"	24"	4"x9" Oval
XS2157	SA2157		12138	2.5"/2.25"	C/D	14"	20"	4"x9" Oval
XS2258	SA2258		12258	2.5"/2.25"	C/D	18"	24"	4"x9" Oval
XS2298	SA2298		12298	3"	C/D	18"	24"	4"x9" Oval
XS1229	SA1229	71229	11229	3"	O/C	14"	20"	4"x9" Oval
XS1259	SA1259		11259	3"	O/C	18"	24"	4"x9" Oval
XS2197	SA2197			3"/2.25"	C/D	14"	20"	4"x9" Oval
XS2278	SA2278		12278	3"/2.25"	C/D	18"	24"	4"x9" Oval
XS2198	SA2198	72198	12198	3"/2.5"	C/D	14"	20"	4"x9" Oval
XS2288	SA2288		12288	3"/2.5"	C/D	18"	24"	4"x9" Oval
XS2568	SA2568		12568	2.5"	D/D	22"	28"	5"x11" Oval
XS2579			12579	3"	C/C	22"	28"	5"x11" Oval
XS2589	SA2589		12589	3"	C/O	22"	28"	5"x11" Oval
XS2588	SA2588		12588	3"/2.5"	C/D	22"	28"	5"x11" Oval

FREE SHIPPING ON ALL SPECIAL ORDERS AND OUT OF STOCK ITEMS.

HENSCHEL & SONS
EXHAUST WAREHOUSE
724-628-6915
CONNELLSVILLE, PA



304
Stainless
Steel

Another Great Brand Added to our Line Card!

AERO Exhaust offers a premium line of high-quality performance mufflers, resonators, and direct-fit kits. All fully constructed from 304 grade stainless steel and backed by a lifetime limited warranty. Become part of an exclusive network of authorized dealers. **Most importantly this brand is 100% MAP enforced, protecting your investment!**



TURBINE

Aggressive Sound



- Patented Airfoil Cone Technology
- 100% 304 Stainless Steel
- Hand Polished Mirror Finish
- Fully Welded Construction
- Increased Power & Torque
- Lifetime Limited Warranty

Part#	Body Length	Overall Length	Body Diam.	Inlet	Outlet
AT2525	14"	20"	6"	2.5"	2.5"
AT2540I	14"	20"	6"	2.5"	4" Rolled Tip
AT3030	14"	20"	6"	3"	3"
AT3040I	14"	20"	6"	3"	4" Rolled Tip
AT3535	14"	20"	6"	3.5"	3.5"
AT4040	14"	20"	6"	4"	4"
AT5050	14"	20"	7"	5"	5"

TURBINE XL

Moderate Sound



- Built-in Tuned Resonator
- 100% 304 Stainless Steel
- Hand Polished Mirror Finish
- Fully Welded Construction
- Increased Power & Torque
- Lifetime Limited Warranty

Part#	Body Length	Overall Length	Body Diam.	Inlet	Outlet
AT2525XL	20"	26"	6"	2.5"	2.5"
AT3030XL	20"	26"	6"	3"	3"
AT3040XL	20"	26"	6"	3"	4"
AT3535XL	20"	26"	6"	3.5"	3.5"
AT4040XL	20"	26"	6"	4"	4"
AT5050XL	26"	30"	7"	5"	5"

AR Series RESONATOR

Hand Polished 304 Stainless Steel



- Reduces Interior Drone
- 100% 304 Stainless Steel
- High Temp Ceramic Material
- Straight Through Performance Design
- Hand Polished Mirror Finish
- Lifetime Limited Warranty

Part#	Body Length	Overall Length	Body Diam.	Inlet	Outlet
AR20	10"	14"	4"	2"	2"
AR25	10"	14"	4"	2.5"	2.5"
AR30	10"	14"	6"	3"	3"
AR50	16"	20"	7"	5"	5"

TR Series RESONATOR

Satin Finish 304 Stainless Steel



- Reduces Interior Drone
- 100% 304 Stainless Steel
- High Temp Ceramic Material
- Straight Through Performance Design
- Raw Satin Finish
- Lifetime Limited Warranty

Part#	Body Length	Overall Length	Body Diam.	Inlet	Outlet
TR20	7"	8"	3.5"	2"	2"
TR225	6"	8"	4.5"	2.25"	2.25"
TR251	9.5"	10.5"	3.5"	2.5"	2.5"
TR252	12.5"	13.5"	3.5"	2.5"	2.5"
TR253	14.5"	15.5"	3.5"	2.5"	2.5"
TR254	5"	6.5"	4"	2.5"	2.5"
TR31	13"	16"	5"	3"	3"
TR32	14"	16"	4"	3"	3"

Ask your salesperson for further details.

Phone: (724) 628-6915

Web: henschelandsons.com

Fax: (724) 628-6934

ORDER ONLINE: www.henschelandsons.com

HIGH PERFORMANCE STAINLESS STEEL MUFFLERS

- Heavy gauge 100% Stainless Steel
 - All Welded Construction
- Straight Through Flow Design
 - Increase Flow
- Excellent Performance Sound
 - Reversible
- High Temperature Acoustical Filler Material



4in. Round

In/Out	Length	Overall	Config.	Part #
2.5"	14"	20"	Center/Center	XS0416
2.25"	18"	24"	Center/Center	XS0425
2.5"	18"	24"	Center/Center	XS0426
3"	14"	20"	Center/Center	XS0433
2.25"	14"	20"	Center/Center	XS0445

4" x 9" Oval

In/Out	Length	Overall	Config.	Part #
3/2.25	14"	20"	Center/Dual	XS2197
3/2.5	14"	20"	Center/Dual	XS2198
2.5/2.25	18"	24"	Center/Dual	XS2258
2.5	18"	24"	Transverse & Offset/Dual	XS2265
3/2.25	18"	24"	Center/Dual	XS2278
3/2.5	18"	24"	Center/Dual	XS2288
3	18"	24"	Center/Dual	XS2298

4" x 9" Oval

In/Out	Length	Overall	Config.	Part #
2.25"	14"	20"	Center/Dual	XS1149
2.25"	14"	20"	Offset/Center	XS1225
2.5"	14"	20"	Offset/Center	XS1226
2.5	14"	20"	Offset/Offset	XS1236
2.25	18"	24"	Offset/Center	XS1255
2.5	18"	24"	Offset/Center	XS1256
3	18"	24"	Offset/Center	XS1259
2.5	18"	24"	Offset/Offset	XS1266
2.5/ 2.25	14"	20"	Center/Dual	XS2157

5" x 11" Large Oval

In/Out	Length	Overall	Config.	Part #
2.5	22"	28"	Dual/Dual	XS2568
3	22"	28"	Center/Center	XS2579
2.5/3 3/2.5	22"	28"	Dual/Center Center/Dual	XS2588
3	22"	28"	Center/Offset	XS2589

7" Round

In/Out	Length	Overall	Config.	Part #
5"	24"	30"	Center/Center	XS2774



CLAMPS

STANDARD DUTY 5/16" U-BOLT



P/N	SIZE	BOX QTY
U112	1 1/2"	1
U134	1 3/4"	1

STANDARD DUTY 5/16" U-BOLT W/ FLANGE NUT



P/N	SIZE	BOX QTY
339980	2"	50
339982	2 1/4"	50
339983	2 1/2"	50

SLOTTED HD 3/8" U-BOLT W/ FLANGE NUT



P/N	SIZE	BOX QTY
339890	2"	100
339889	2 1/4"	100
339888	2 1/2"	100

DGM STYLE 3/8" U-BOLT W/ FLANGE NUT



Heavy Duty 3/8" U-Bolt Exhaust Clamps w/Flange Nuts-Mild Steel



P/N	SIZE	BOX QTY
9972	3"	50
P/N	SIZE	BOX QTY
M178	1 7/8"	1

EXTRA HEAVY DUTY CLAMPS 3/8" U-BOLT 11 GAUGE SADDLE



P/N	SIZE	BOX QTY
H200	2"	1
H218	2 1/8"	1
H214	2 1/4"	1
H212	2 1/2"	1

P/N	SIZE	BOX QTY
H234	2 3/4"	1
H300	3"	1

STAINLESS STEEL 3/8" U-BOLT



P/N	SIZE	BOX QTY
-----	------	---------

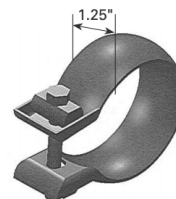
SS214 2 3/4" 1

CLAMP-A-STUD



P/N	SIZE	BOX QTY
8026	2 1/4"-3 1/4"	1
8027	1 1/4"-2 1/4"	1

8620-Chevy, Ford, GMC, 8625-Chrysler, Dodge, Jeep, Ram, Volkswagen, 8641-Audi, BMW, Ford, Volkswagen



8620
8625

8620, 8625




























8641

FREE SHIPPING ON ALL SPECIAL ORDERS AND OUT OF STOCK ITEMS.



EXHAUST TECHNOLOGIES®

**BRACKETS
& MISC.
TOP NUMBERS**

 Part# 8166	 Part# 8287	 Part# F5210	 Part# 4962	 Part# 339898
 Part# 8180	 Part# 8531	 Part# PH50	 Part# PH450	 Part# 339850
 Part# 339799	 Part# 339816	 Part# 339896	 Part# 9959	 Part# 8092
 Part# 8196	 Part# 8058	 Part# 339830	 Part# 9926	 Part# 8066
 Part# 9952	 Part# 339820	 Part# 339899	 Part# 8208	

ORDER ONLINE: www.henschelandsons.com

FREE SHIPPING ON ALL SPECIAL ORDERS AND OUT OF STOCK ITEMS.




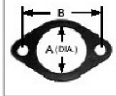
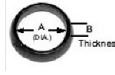
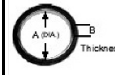
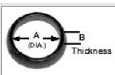
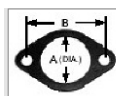
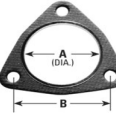
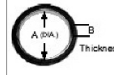
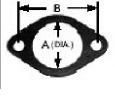
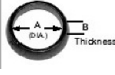
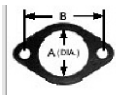

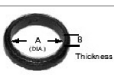


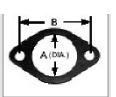


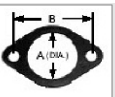
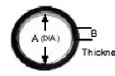
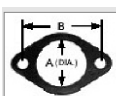
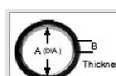


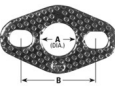
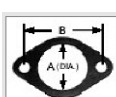




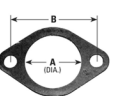


FLANGES

<p>Part# 8780</p>	<p>Part# 9162</p>	<p>Part# 9155</p>	<p>Part# 9150</p>
<p>Part# 9156</p>	<p>Part# 8798</p>	<p>Part# 8777</p>	<p>Part# 9164</p>
<p>Part# 8032</p>	<p>Part# 8033</p>	<p>Part# 9154</p>	<p>Part# 9173</p>
<p>Part# 8034</p>	<p>Part# 9180</p>	<p>Part# 8788</p>	<p>Part# 8799</p>
<p>Part# 9152</p>	<p>Part# 9153</p>	<p>Part# 9178</p>	<p>SPLIT FLANGES Part# 9171</p>
<p>Part# 8043</p>	<p>AP EXHAUST TECHNOLOGIES®</p>		

FREE SHIPPING ON ALL SPECIAL ORDERS AND OUT OF STOCK ITEMS.



GASKETS
TOP NUMBERS

 Part# 8711	 Part# 8772, 8772B10	 Part# 8706	 Part# 9024	 Part# 9095
 Part# 9256	 Part# 8403	 Part# 9080	 Part# 8724	 Part# 9087
 Part# 8771, 8771B10	 Part# 9270	 Part# 8717	 Part# 9212	 Part# 8711
 Part# 9284	 Part# 9279	 Part# 8692	 Part# 9079	 Part# 9027
 Part# 8697	 Part# 9282	 Part# 9275	 Part# 8423	 Part# 9291
 Part# 9099	 Part# 8742	 Part# 8768	 Part# 8406	 Part# 9216
 Part# 9238	 AP EMISSIONS TECHNOLOGIES®		 AP EMISSIONS TECHNOLOGIES®	

ENFORCER II.

DESIGNED FOR THE PROFESSIONAL INSTALLER

CROSS SECTION	BODY LENGTH	OVERALL LENGTH	INLET SIZE (ID)	OUTLET SIZE (ID)	INLET/OUTLET CONFIGURATION	PART NO. INTERNAL STAMPED PANEL DESIGN	PART NO. INTERNAL TUBE & BAFFLE DESIGN
3.25" X 7.75" OVAL	12.00"	17.00"	1.50"	1.50"	OFFSET/CENTER		3781
	14.00"	18.00"	1.75"	1.75"	OFFSET/CENTER		3750
4.25" X 8.75" OVAL	13.00"	17.00"	2.00"	2.00"	OFFSET/CENTER	3779	
	15.00"	21.00"	1.75"	1.75"	OFFSET/CENTER		3751SL
	15.00"	21.00"	1.75"	1.75"	OFFSET/OFFSET	3783	
	15.00"	21.00"	2.00"	2.00"	OFFSET/CENTER		3738SL
	16.00"	23.00"	2.00"	2.00"	OFFSET/CENTER		3737SL
	16.00"	23.00"	2.00"	2.00"	OFFSET/OFFSET	3780	
	18.00"	25.00"	1.75"	1.75"	OFFSET/CENTER	3784	
	19.00"	26.00"	2.00"	2.00"	OFFSET/CENTER		3756SL
	19.00"	26.00"	2.00"	2.00"	OFFSET/OFFSET		3757SL
	19.00"	26.00"	2.25"	2.25"	OFFSET/CENTER		3762SL
4.06" X 10.50" OVAL	17.00"	20.00"	2.00"	2.00"	OFFSET/CENTER	3787	
	19.00"	26.00"	2.00"	2.00"	OFFSET/CENTER		3776SL
	19.00"	26.00"	2.00"	2.00"	OFFSET/OFFSET	3778	
	19.00"	26.00"	2.25"	2.25"	OFFSET/OFFSET		3746SL
	19.00"	26.00"	2.25"	2.25"	OFFSET/CENTER		3769SL
	19.00"	26.00"	2.25"	2.00"	OFFSET/OFFSET		3775SL
	19.00"	26.00"	2.25"	2.00"	OFFSET/CENTER		3777SL
	19.00"	26.00"	2.50"	2.25"	OFFSET/CENTER		3770SL
6.00" ROUND	25.00"	33.00"	2.50"	2.50"	Offset/Offset		3767
	16.00"	22.00"	1.75"	1.75"	OFFSET/OFFSET		3743
	16.00"	23.00"	1.75"	1.75"	OFFSET/OFFSET		3782
	16.00"	20.00"	2.00"	2.00"	OFFSET/OFFSET		3786
	18.00"	24.00"	2.00"	2.00"	OFFSET/OFFSET		3742
	20.00"	33.00"	2.00"	2.00"	OFFSET/OFFSET		3761
	20.00"	30.00"	2.25"	2.25"	OFFSET/OFFSET		3794
	23.00"	29.00"	2.25"	2.25"	OFFSET/OFFSET		3741
	25.00"	33.00"	2.25"	2.25"	OFFSET/OFFSET		3766
	26.00"	33.00"	2.00"	2.00"	OFFSET/OFFSET		3785



ORDER ONLINE: www.henschelandsons.com

FREE SHIPPING ON ALL SPECIAL ORDERS AND OUT OF STOCK ITEMS.



DIRECT FIT & UNIVERSAL MUFFLERS FOR THE PROFESSIONAL INSTALLER



TOP NUMBERS

Part Number	Application
700257	2000 Chrysler Grand Voyager, 96-07 Town & Country, 00-03 Voyager, 96-03 Dodge Caravan, 96-05 Grand Caravan, 96-00 Plymouth Grand Voyager, 96-00 Voyager
700045	86-01 Jeep Cherokee, 86-92 Comanche, 86-90 Wagoneer
700185	95-98 Buick Skylark, 95 Cadillac Deville, 95-99 Eldorado, 95-97 Seville, 95-96 Chevrolet Beretta, 95-05 Cavalier, 95-96 Corsica, 95-98 Oldsmobile Achieva, 95-98 Pontiac Grand Am, 95-05 Sunfire
6597	94-96 Buick Park Avenue, 95 Cadillac Deville, 79 Chrysler Cordoba, 79 Dodge Magnum, 91-92 Ford Explorer, 91-92 Mazda Navajo, 94-96 Oldsmobile 98
700104	88-93 Chevy/GMC C1500, 88-95 C2500, 89-95 C3500, 88-93 K1500, 88-95 K2500, 88-95 K3500 4.3L, 5.7L, 6.2L
6564	84-86 Buick Century, 84-86 Celebrity, 84-86 Oldsmobile Cutlass Ciera, 84-86 Pontiac 6000 2.5L, 2.8L, 3.0L, 4.3L
700075	87-96 Dodge Dakota, 84-87 Jeep Cherokee, 86 Comanche, 84-86 Wagoneer
700126	88-93 Chevrolet C1500, 88-95 C2500, 91-95 C3500, 91 G10, 91 G20, 91 G30, 88-93 K1500, 88-95 K2500, 91-95 K3500, 88-93 GMC C1500, 88-95 C2500, 91-95 C3500, 91 G1500, 91 G2500, 91 G3500, 88-93 K1500, 88-95 K2500, 91-95 K3500
700234	94-99 Buick Lesabre, 02-05 Rendezvous, 02-07 Jeep Liberty, 94-99 Oldsmobile 88, 01-05 Pontiac Aztec, 94-99 Bonneville
700342	00-05 Chevy Impala 3.4L, 3.8L
700362	99-01 Jeep Grand Cherokee
700298	05-07 Buick Allure, 05-08 Lacrosse, 00-05 Chevy Monte Carlo, 97-08 Pontiac Grand Prix
700429	04-07 Buick Rainier, 02-09 Chevy Trailblazer, 02-09 GMC Envoy, 03-08 Isuzu Ascender, 02-04 Oldsmobile Bravada
700300	05-07 Buick Allure, 05-08 Lacrosse, 00-05 Chevy Monte Carlo, 97-08 Pontiac Grand Prix
700304	97-03 Ford E-150, 97-03 E-250
700333	97-05 Buick Century, 00-05 Chevy Monte Carlo, 97-08 Pontiac Grand Prix
700450	06-11 Chevy Impala, 06-07 Monte Carlo
709998	Oval Body, H4.06"xW10.5"xL20"; 26" OAL; 2.5" ID Config. C/O
700297	97-03 Ford F-150, 04 F-150 Heritage, 97-99 F-250
700252	95-98 Toyota T100, 95-16 Tacoma, 00-06 Tundra 3.4L, 2.7L, 4.0L, 4.7L
700215	93 Oldsmobile Cutlass Supreme, 93-96 Pontiac Grand Prix 3.1L
700466	06-10 Jeep Commander, 05-10 Grand Cherokee 3.7L, 4.7L, 5.7L
700000	87-96 Ford E-150, E-250, E-350 4.9L, 5.0L, 5.8L
709993	Round Body, D6" x L19"; 24" OAL; 2" ID Config. 180°
700335	02-05 Ford Explorer, 02-05 Mercury Mountaineer 4.0L, 4.6L
700190	93-95 Jeep Wrangler 2.5L, 4.0L
709025	Round Body-D7"xL20"; 25" OAL; 2.5" ID Config 180°
700414	02-04 Jeep Grand Cherokee 4.0L, 4.7L
6576	88-93 Chevy/GMC C1500, 88-95 C2500, 89-95 C3500, 88-93 K1500, 88-95 K2500, 88-95 K3500 4.3L, 5.7L, 6.2L
700479	07-11 Dodge Nitro, 08-12 Jeep Liberty 3.7L
6536	79-80 Pontiac Sunbird 2.5L
700303	03 Chevy Silverado 1500, 99-00 Silverado 2500, 00-03 Suburban 1500, 00-03 Tahoe, 00-01 GMC Sierra 1500, 00 Sierra 2500 4.8L, 5.3L
700365	96-00 Chevy C3500, 99-00 C6500, 99-00 C7500, 96-00 K2500, 96-00 K3500, 96-00 GMC C3500, 99-00 C6500, 99-00 C7500, 96-00 K2500, 96-00 K3500 5.7L, 7.4L
700295	98-02 Dodge Ram 1500, 2500, 3500 3.9L, 5.2L, 5.9L

FREE SHIPPING ON ALL SPECIAL ORDERS AND OUT OF STOCK ITEMS.



PREBENT PIPE DIRECT FIT FOR EASY INSTALLATION

OE STYLE

- 100% aluminized pipes are constructed from heavy 14 and 16-gauge steel.
- Re-aluminized weld seam to prevent corrosion.
- Precision engineered fit for easy installation.



TOP NUMBERS

Part Number	Application
10678	4" OD, 90 Degree Bend, 4.5" Radius, Aluminized
58381	02-97 Buick Century, Regal, 00-02 Chevy Impala, Monte Carlo, 97-02 Pontiac Grand Prix 3.1L, 3.4L, 3.8L
24988	02-05 Ford Explorer, 02-05 Mercury Mountaineer 4.0L, 4.6L
44885	02-05 Ford Explorer, 02-05 Mercury Mountaineer 4.0L, 4.6L
54957	98-06 Ford Ranger, 01-04 Mazda B2300, 98-01 B2500, 98-03 B3000, 98-03 B4000
68467	05-10 Chevy Cobalt, 06-11 HHR, 07-10 Pontiac G5, 05-06 Pursuit 2.2L
58454	05-07 Buick Allure, 03-05 Century, 05-09 Lacrosse, 03-04 Regal, 03-05 Chevy Impala, 03-05 Monte Carlo, 03-08 Pontiac Grand Prix 3.1L, 3.4L, 3.8L
125637	84-04 Ford Mustang 4.6L, 5.0L
58550	10-17 Chevy Equinox, 10-17 GMC Terrain 2.4L
94101	05-09 Subaru Outback 2.5L
10681	Mandrel-Bent Elbow, 4" Outside Diameter, 90 Degree Bend, 4.5" Radius
54180	04-14 Ford F-150 3.5L, 3.7L, 4.2L, 4.6L, 5.0L, 5.4L, 6.2L
14603	Pipe Connector 4" ID, 6" Length
58500	06-11 Chevy Impala, Monte Carlo 3.5L
10315	Mandrel-Bent Elbows, 4" Outside Diameter, 45 Degree Bend, 8" Radius



MANDREL BENT EXHAUST AND TAILPIPES

- 100% aluminized construction.
- Smooth flowing design reduces backpressure and increases performance.



TOP NUMBERS

Part Number	Application
X6104, X6105	87-02 Chevy/GMC Truck C/K Series, 87-04 Dodge Truck 1500/2500, 87-02 Ford Truck F-Series, 2 1/2" Dual Conversion
X6102, X6103	87-02 Chevy/GMC Truck C/K Series, 87-04 Dodge Truck 1500/2500, 87-02 Ford Truck F-Series, 2 1/4" Dual Conversion
X6007 X5X6007	01-06 Chevy/GMC 1500, 2500, 3500 HD Series 6.0L, 8.1L, 88-99 Chevy GMC Full Size, Light Duty Trucks (1999 Pickups with old body style) 5.7L, 88-01 Dodge Full Size, Light-Duty Trucks, 88-97 Ford Full Size, Light-Duty Trucks
X5002, X5003	87-93 Ford Mustang, GT 5.0L
X6500	89-92 Chevy Camaro 5.7L 3" Dia.
X6301, X6302	73-86 Chevy C10, C20, C30, K10, K20, K30, 87 R10, R20, R30, V10, V20, V30, 75-86 Ford F-150 5.0L, 5.7L 5.8L, 5.9L, 6.2L 6.4L, 6.6L, 7.5L
X5500	95-02 Chevy Camaro, 95-02 Pontiac Firebird 5.7L

FREE SHIPPING ON ALL SPECIAL ORDERS AND OUT OF STOCK ITEMS.




UNIVERSAL CONVERTERS



6020**/6022** Series

Standard Duty



P/N	IN	OUT	OAL	CONFIGURATION
602004	2"	2"	14"	w/Air Tube
602005	2 1/4"	2 1/4"	14"	w/Air Tube
602006	2 1/2"	2 1/2"	14"	w/Air Tube
602007	3"	3"	14"	w/Air Tube

6060** Series

Super Duty



P/N	IN	OUT	OAL	CONFIGURATION
606007	3"	3"	21 1/2"	Oval w/o Air Tube

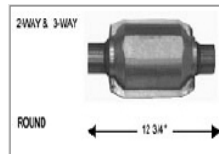
608*** Series

EPA ODBII By Design

OBDII Vehicles up to LEV

602*** Specialty


Standard Duty



P/N	IN	OUT	OAL	CONFIGURATION
602214	2"	2"	12 3/4"	Round w/o Air Tube
602215	2 1/4"	2 1/4"	13"	Round w/o Air Tube

6025** Series


Enhanced Standard Duty



P/N	IN	OUT	OAL	CONFIGURATION
602543	1 3/4"	1 3/4"	16"	Oval w/o Air Tube
602544	2"	2"	16"	Oval w/o Air Tube
602545	2 1/4"	2 1/4"	16"	Oval w/o Air Tube
602546	2 1/2"	2 1/2"	16"	Oval w/o Air Tube
602547	3"	3"	16"	Oval w/o Air Tube

6040** Series


Heavy Duty



P/N	IN	OUT	OAL	CONFIGURATION
604007	3"	3"	16 1/2"	Oval w/o Air Tube

6050** Series

Heavy Duty



P/N	IN	OUT	OAL	CONFIGURATION
605007	3"	3"	17"	w/Air Tube

EPA UNIVERSAL CONVERTER

STUFFED TUBE, NO NECKS



P/N	Body	OAL	In/Out	Config.
608364	4" Round	7"	2"	Straight
608365	4" Round	7"	2 1/4"	Straight
608366	4" Round	7"	2 1/2"	Straight
608374	4" Round	7"	2"	Angled/Straight
608375	4" Round	7"	2 1/4"	Angled/Straight

FREE SHIPPING ON ALL SPECIAL ORDERS AND OUT OF STOCK ITEMS.



UNIVERSAL CONVERTERS



608*** Series

SELECT+PLUS TECHSERIES

EPA OBDII By Design

ULEV AND CLEANER APPLICATIONS

LEVII and Cleaner Applications



P/N	IN	OUT	OAL	CONFIGURATION
608264	2"	2"	14"	Round w/o Air Tube
608265	2 1/4"	2 1/4"	14"	Round w/o Air Tube
608266	2 1/2"	2 1/2"	14"	Round w/o Air Tube
608274	2"	2"	12"	Angled Inlet and Outlet w/o Air Tube
608275	2 1/4"	2 1/4"	12"	Angled Inlet and Outlet w/o Air Tube
608284	2"	2"	12 1/2"	Angled Inlet, w/o Air Tube
608285	2 1/4"	2 1/4"	12 1/2"	Angled Inlet, w/o Air Tube
608286	2 1/2"	2 1/2"	12 1/2"	Angled Inlet, w/o Air Tube
608316	2 1/2"	2 1/2"	16"	Round w/Air Tube
608326	2 1/2"	2 1/2"	16"	Two O2 Sensor Ports One In Middle Of Shell & One At Left Top Inlet
608314	2"	2"	16"	One O2 Sensor Port In Top Middle Of Body
608315	2 1/4"	2 1/4"	16"	One O2 Sensor Port In Top Middle Of Body
608405	2 1/4"	2 1/4"	14"	Oval w/o Air Tube
608406	2 1/2"	2 1/2"	14"	Oval w/o Air Tube
608407	3"	3"	14"	Oval w/o Air Tube
608414	2"	2"	12 1/4"	Round w/o Air Tube
608415	2 1/4"	2 1/4"	12 1/4"	Round w/o Air Tube
608416	2 1/2"	2 1/2"	12 1/4"	Round w/o Air Tube
608417	3"	3"	12 1/4"	Round w/o Air Tube
608437	3"	3"	16 1/2"	Oval w/o Air Tube

P/N	IN	OUT	OA L	CONFIGURATION
608704	2"	2"	14"	4" Round
608705	2 1/4"	2 1/4"	14"	4" Round
608706	2 1/2"	2 1/2"	14"	4" Round
608714	2"	2"	14"	4" Round w/O2 Port near outlet
608715	2 1/4"	2 1/4"	14"	4" Round w/O2 Port near outlet
608716	2 1/2"	2 1/2"	14"	4" Round w/O2 Port near outlet
608734	2"	2"	16"	4" Round
608735	2 1/4"	2 1/4"	16"	4" Round
608736	2 1/2"	2 1/2"	16"	4" Round
608737	3"	3"	16"	4" Round
608744	2"	2"	16"	4" Round w/Midbed O2 Port
608745	2 1/4"	2 1/4"	16"	4" Round w/Midbed O2 Port
608746	2 1/2"	2 1/2"	16"	4" Round w/Midbed O2 Port
608747	3"	3"	16"	4" Round w/Midbed O2 Port
608754	2"	2"	16"	4" Round w/End O2 Port
608755	2 1/4"	2 1/4"	16"	4" Round w/End O2 Port
608756	2 1/2"	2 1/2"	16"	4" Round w/End O2 Port
608757	3"	3"	16"	4" Round w/End O2 Port

Oval Universal, Pre OBDII
Heavy Duty Specialty

SUPER SELECT+ TECH SERIES

Features a new advanced washcoat and enhanced metal loading that improves the efficiency and durability of the catalyst.



P/N	IN	OUT	OAL	CONFIGURATION
609005	2 1/4"	2 1/4"	16 1/2"	w/Air Tube
609006	2 1/2"	2 1/2"	16 1/2"	w/Air Tube
609007	3"	3"	16 1/2"	Oval w/o Air Tube
609244	2" Dual	2 1/2"	17"	w/O2 Port

P/N	IN	OUT	OA L	CONFIGURATION
608894	2"	2"	15"	5" Round Two O2 Ports
608895	2 1/4"	2 1/4"	15"	5" Round Two O2 Ports
608896	2 1/2"	2 1/2"	15"	5" Round Two O2 Ports
608897	3"	3"	15"	5" Round Two O2 Ports


THE CONTENDER
Quality That Goes The Distance



EPA OBD II CONVERTERS—5.9L ENGINE / 6515 LBS TEST WEIGHT

P/N	IN	OUT	OAL	CONFIGURATION
190414	2"	2"	14"	1 O2 Port
190415	2 1/4"	2 1/4"	14"	1 O2 Port
190416	2 1/2"	2 1/2"	14"	1 O2 Port
190417	3"	3"	14"	1 O2 Port
190524	2"	2"	15"	2 O2 Ports
190525	2 1/4"	2 1/4"	15"	2 O2 Ports
190526	2 1/2"	2 1/2"	15"	2 O2 Ports
190527	3"	3"	15"	2 O2 Ports

Spun Body
Converters



Pre-OBD II Universal	Part Number
2 1/4"	602385
2 1/2"	602386
OBD II Universal	Part Number
2"	608384
2 1/4"	608385
2 1/2"	608386
2 1/4" w/O2 Sensor Fitting	608395
2 1/2" w/O2 Sensor Fitting	608396
3"	608387

































ORDER ONLINE: www.henschelandsons.com

FREE SHIPPING ON ALL SPECIAL ORDERS AND OUT OF STOCK ITEMS.



DIRECT-FIT CONVERTERS
MANY MORE AVAILABLE




 <p>646321 05-16 Ford E-350, 08-15 E-450, 5.4L, 6.8L</p>	 <p>644015 10-15 Chevy Equinox, 10-15 GMC Terrain 2.4L</p>	 <p>642165 03-08 Pontiac Vibe, 03-08 Toyota Corolla, 03-08 Matrix 1.8L</p>
 <p>642184 03-11 Honda Element 2.4L</p>	 <p>645158 11-16 Ford F-250, 11-16 F-350 6.2L</p>	 <p>643044 04-09 Toyota Prius 1.5L</p>  <p>641449 11-16 Chevy Cruze, 12-17 Sonic,</p>
 <p>642033 09-19 Nissan Murano 3.5L</p>	 <p>642288 02-06 Honda CR-V</p>  <p>641514 12-18 Ford Focus 2.0L</p>	 <p>642127 07-09 Honda CR-V 2.4L</p>
 <p>643032 08-10 Chrysler Town & Country, 08-10 Dodge Grand Caravan, 09-10 Volkswagen Routan</p>	 <p>645159 14-18 Chevy Silverado, 15-20 Suburban, 15-20 Tahoe, 14-18 GMC Sierra, 15-20 Yukon 4.3L, 5.3L</p>	 <p>645777 09-20 Chevy Express, 09-20 GMC Savana 4.3L, 5.3L, 4.8L, 6.0L</p>
 <p>644035 08-17 Buick Enclave, 09-17 Chevy Traverse, 07-17 GMC Acadia, 07-10 Saturn Outlook 3.6L</p>	 <p>641479 15-18 Ford Edge, 13-19 Explorer, 13-19 Flex, 13-19 Police Interceptor, 13-19 Taurus, 13-16 Lincoln MKS, 13-18 MKT,</p>	 <p>644091 05-19 Nissan Frontier, 12-17 NV, 05-12 Pathfinder, 05-15 Xterra, 09-12 Suzuki Equator 4.0L</p>
 <p>641478 15-18 Ford Edge, 13-19 Explorer, 13-19 Flex, 13-19 Police Interceptor, 13-19 Taurus, 13-16 Lincoln MKS,</p>	 <p>642803 06 Saab 9-2X, 06-10 Subaru Forester, 06-11 Impreza, 06-12 Legacy, 06-12 Outback 2.5L</p>	 <p>643090 07-18 Nissan Altima 2.5L</p>
 <p>641502 12-19 Hyundai Accent, 12-17 Veloster, 12-19 Kia Rio, 12-19 Soul 1.6L</p>	 <p>644075 13-18 Buick Encore, 11-16 Chevy Cruze, 12-16 Sonic, 15-18 Trax 1.4L</p>	 <p>641413 10-20 Acura MDX, 13-18 RDX, 09-12 RL, 14-20 RLX, 09-14 TL, 15-17 TLX, 10-14 TSX, 10-13 ZDX,</p>
 <p>641384 11-14 Chrysler 200, 11-16 Town & Country, 11-14 Dodge Avenger, 11-19 Grand Caravan, 11-19 Journey, 12-15 Ram C/V, 11-14</p>	 <p>641530 07-08 Dodge Caliber, 07-17 Jeep Compass, 07-17 Patriot 2.0L, 2.4L</p>	 <p>643144 13 Infiniti JX35, 14-20 QX60, 13-20 Nissan Pathfinder 3.5L</p>
 <p>644034 08-17 Buick Enclave, 09-17 Chevy Traverse, 07-17 GMC Acadia, 07-10 Saturn Outlook 3.6L</p>	 <p>644066 15-17 Chevy Equinox, 15-17 GMC Terrain 2.4L</p>	 <p>641559 16-17 Subaru Crosstrek, 11-16 Forester, 12-16 Impreza, 13-14 Legacy, Outback, 13-15 XV</p>
 <p>642198 04-10 Chevy Malibu, 06-09 Pontiac G6, 07-09 Saturn Aura 2.4L</p>	 <p>641383 11-14 Chrysler 200, 11-16 Town & Country, 11-14 Dodge Avenger, 11-19 Grand Caravan, 11-19 Journey, 12-15 Ram C/V, 11-14 Volkswagen</p>	 <p>641415 10-11 Honda CR-V 2.4L</p>

ORDER ONLINE: www.henschelandsons.com


DIESELTECH™
ENGINEERED TO LAST

H.D. FLEET EXHAUST

TRUCK MUFFLERS




P/N	Inlet ID	Out ID	Cross Section	Shell Lgth	OAL
3871	2 1/2"	2 1/2"	9"	28"	35"
3721	3"	3"	6"	21"	30"
3652	3"	3"	7.13"	30"	36"
3720	3 1/2"	3 1/2"	7.13"	30"	38"
3699	5"	5"	10"	44"	51"




P/N	Inlet ID	Out ID	Cross Section	Shell Lgth	OAL
3716	3 1/2"	4"	9"	30"	36 3/8"
3645	5"	5"	10"	35.88"	40"

ENFORCER MUFFLERS WITH 360 WELDED NECKS



P/N	Alu	Cross Section	Neck Size	Nec Loc	She Len	OAL	Int Con
3801		7"x9"	2 1/4"	C/O	21"	25.50"	3 Tube
3802		7"x9"	2 1/2"	C/O	21"	25.50"	3 Tube
3803		7"x9"	3"	C/O	21"	25.50"	3 Tube
3804		7" Round	2 1/4"	180 O/O	24"	28"	2 Tube
3805		7" Round	2 1/2"	180 O/O	24"	28"	2 Tube
3806		7" Round	3"	180 O/O	24"	28"	2 Tube

RAIN CAPS



P/N	Material Finish	Min. OD Size	Max. OD Size
9371	Powder Coating	2"	2 3/16"
9370	Powder Coating	2 1/4"	2 7/8"
9373	Powder Coating	3"	3 3/16"
9375	Powder Coating	4"	4 3/16"

EASY SEAL™ BRIGHT 304 STAINLESS STEEL CLAMPS



P/N	OD Size
B200	2"
B214	2 1/4"
B212	2 1/2"
B234	2 3/4"
B300	3"
B312	3 1/2"
B400	4"
B500	5"

FLEX TUBING



P/N	Stainless Standard Thickness	ID	Length
8856	Aluminized	4"	10'
8887		4"	10'
8888		5"	10'

FLATBAND EXHAUST CLAMPS



P/N	Size	Material
SAS200	2"	Bright 304 Stainless Steel
AS214	2 1/4"	Aluminized Steel
SAS214	2 1/4"	Bright 304 Stainless Steel
AS212	2 1/2"	Aluminized Steel
SAS212	2 1/2"	Bright 304 Stainless Steel
AS300	3"	Aluminized Steel
SAS300	3"	Bright 304 Stainless Steel

FREE SHIPPING ON ALL SPECIAL ORDERS AND OUT OF STOCK ITEMS.

DIESELTECH™
ENGINEERED TO LAST


H.D. FLEET EXHAUST

STRAIGHT TUBING
BENDABLE ALUMINIZED TUBING



P/N Aluminized	OD Size	Gauge	Length
112A1016	1 1/2"	16	10'
112A7516	1 1/2"	16	7.5'
134A1016	1 3/4"	16	10'
134A7516	1 3/4"	16	7.5'
178A1016	1 7/8"	16	10'
200A1014	2"	14	10'
200A1016	2"	16	10'
200A7514	2"	14	7.5'
200A7516	2"	16	7.5'
212A1014	2 1/2"	14	10'
212A7514	2 1/2"	14	7.5'
214A1014	2 1/4"	14	10'
214A1016SN Flash Controlled	2 1/4"	16	10'
214A7514	2 1/4"	14	7.5'
300A1014	3"	14	10'
300A1016SN Flash Controlled	3"	16	10'
300A7514	3"	14	7.5'
400A1016	4"	16	10'
500A1016	5"	16	10'

14 Gauge
409 Stainless Steel
Tubing



PART #	Part#
S41341200-1 3/4", 10'	S42001200-2", 10'
S42251200-2 1/4", 10'	S42501200-2 1/2", 10'
S43001200-3", 10'	

EXTRA HEAVY DUTY CLAMPS
3/8" U-BOLT 11 GAUGE
SADDLE



P/N	Size	Box Qty
H314	3 1/4"	1
H312	3 1/2"	1
H400	4"	1
H500	5"	1

PREFORMED CLAMPS - LAP
JOINT



P/N	Size	Material
9661	2 1/4"	304 Stainless Steel
9666	2 1/2"	304 Stainless Steel
9668	3"	304 Stainless Steel
9623	4"	304 Stainless Steel
9624	5"	304 Stainless Steel

ORDER ONLINE: www.henschelandsons.com



H.D. FLEET EXHAUST

ALUMINIZED ID - OD CONNECTOR

Connects I.D. and O.D. pipes of the same size.



P/N	ID—OD	LENGTH
8975	3"-3"	6"
8976	3 1/2"-3 1/2"	6"
8991	4"-4"	6"

ALUMINIZED OD - ID REDUCER

Reduces larger I.D. pipe to smaller O.D. pipe.



P/N	OD—ID	LENGTH
9600	3"-2 1/2"	6 1/4"
9334	3"-2 3/4"	6"
9333	3 1/2"-3"	6"
9722	4"-3"	6"
9332	4"-3 1/2"	6"
9331	5"-4"	6"
8969	6"-5"	6"

ALUMINIZED OD - OD REDUCER

Reduces larger O.D. pipe to smaller I.D. pipe.

P/N	OD—OD	LENGTH
9648	4"-3"	8"
9649	5"-4"	8"

ALUMINIZED ID - OD REDUCER

Reduces larger O.D. pipe to smaller I.D. pipe.

P/N	OD—OD	LENGTH
8960	3"-2 1/2"	6"
8962	3 1/2"-3"	6"
8963	4"-3"	6"
8964	4"-3 1/2"	6"
8965	5"-4"	6"

ALUMINIZED ID - ID REDUCER

Reduces O.D. pipes of different sizes.

P/N	OD—OD	LENGTH
8953	3"-2 1/2"	6"
8954	3"-2 3/4"	6"
8955	3 1/2"-3"	6"
8956	4"-3"	6"
8957	4"-3 1/2"	8"
8958	5"-4"	8"

FREE SHIPPING ON ALL SPECIAL ORDERS AND OUT OF STOCK ITEMS.




ALL-WELDED PERFORMANCE MUFFLERS

100% Aluminized heavy gauge materials

VX SERIES HIGH PERFORMANCE MUFFLERS



Part#	In/Out	Config.	Body Length
VX4422	2 1/4"	C/D	13"
VX2442	2 1/4"	C/O	13"
VX4134	2 1/4"	D/D	13"
VX4554	2 1/4"	D/D	17"
VX2441	2 1/4"	O/C	13"
VX2443	2 1/4"	O/O	13"
VX5400	2 1/2"	C/D	13"
VX2542	2 1/2"	C/O	13"
VX2552	2 1/2"	D/C	17"
VX2583	2 1/2"	D/O Transverse	17"
VX2541	2 1/2"	O/C	13"
VX2543	2 1/2"	O/O	13"
VX5422	2 1/2"/2 1/4"	C/D	13"
VX3042	3"	C/O	13"
VX3041	3"	O/C	13"
VX3043	3"	O/O	13"
VX0422	3"/2 1/4"	C/D	13"
VX0402	3"/2 1/2"	C/D	13"



VR SERIES RACE PERFORMANCE MUFFLERS

Part#	In/Out	Config.	Body Length
VR7431	2 1/4"	O/C	6 1/2"
VR7429	2 1/4"	O/O	6 1/2"
VR7426	2 1/2"	C/C	6 1/2"
VR7432	2 1/2"	O/C	6 1/2"
VR7430	2 1/2"	O/O	6 1/2"
VR7425	2 1/2"/2 1/4"	C/D	6 1/2"
VR7428	3"	C/C	6 1/2"
VR7427	3"/2 1/2"	C/D	6 1/2"

ORDER ONLINE: www.henschelandsons.com

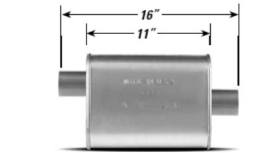
FREE SHIPPING ON ALL SPECIAL ORDERS AND OUT OF STOCK ITEMS.




ALUMINIZED TURBO MUFFLERS

3 1/4" x 7 3/4" SMALL OVAL 3 1/4" x 7 3/4" SMALL OVAL 4 1/4" x 8 3/4" MEDIUM OVAL

OFFSET/CENTER




P/N	INLET	OUTLET
690008	2"	2"




P/N	INLET	OUTLET
6519	2"	2"

OFFSET/OFFSET



P/N	INLET	OUTLET
690003	2"	2"




P/N	INLET	OUTLET
6495	2"	2"



Big Max Turbo Muffler
14 Body, 18 OAL, 2.25 C/C
Part#6492

OFFSET/CENTER




P/N	INLET	OUTLET
6496	2"	2"
6534	2 1/4"	2 1/4"
6494+	2 1/2"	2 1/2"

+ Replaces 2940

4 1/4" x 8 3/4" MEDIUM OVAL cont.


4 1/16" x 10 1/2" LARGE OVAL

OFFSET/OFFSET

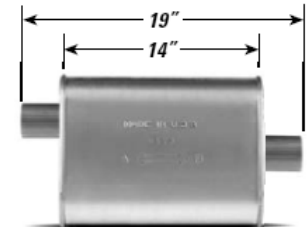


P/N	INLET	OUTLET
6497	2"	2"
6498	2 1/4"	2 1/4"
6499	2 1/2"	2 1/2"

OFFSET/CENTER




P/N	INLET	OUTLET
690501	2"	2"
690500	2 1/4"	2 1/4"
690503	2 1/2"	2 1/2"



P/N	INLET	OUTLET
690502	3"	3"

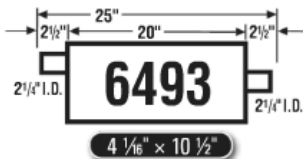
4 1/16" x 10 1/2" LARGE OVAL

CENTER/DUALS

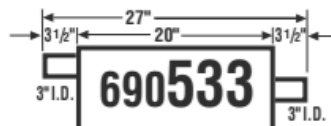


P/N	INLET	OUTLET
690513	2 1/2"	2 1/4"
690514	2 1/2"	2 1/2"
690511	3"	2 1/2"

Big Max Turbo Muffler
4 1/16X10.5 Cross Section,
16 Body, 22 OAL, 2.25 C/D
Part#690515



5 1/2" x 11"



5 1/2" x 11"


Single Outlet Performance Option Part# X503

Shell: 24 1/2", OAL: 29",
Inlet: 3" ID Duals, Outlet:
3" ID

Dual Outlet Performance Option Part# X504

Shell: 24 1/2", OAL: 30 1/2",
Inlet: 3" ID Duals, Outlet:
2 1/2" ID Duals

Part# 2500



Part# X503



Part# X504



ORDER ONLINE: www.henschelandsons.com

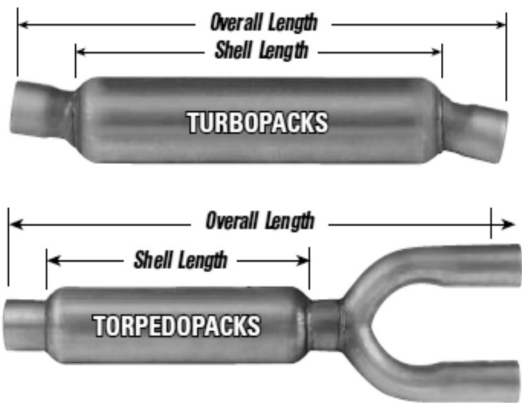
ENFORCER®

ALUMINIZED TURBOPACKS & TORPEDOPACKS

GENERAL INFO

TURBOPACKS & TORPEDO PACKS

- Featuring the Versatility of a Glasspack with the Sound Performance of a Turbo Muffler
- Aluminized Heavy Duty, 15 Gauge, 4" Diameter Shell
- Fully Welded Quality Construction
- Aluminized AKDDQ Necks Allow For Easy Expansion
- 2 Tube, 2 Baffle Internal Design Provides Turbo Tuning For Superior Sound Control



PART NUMBER DEFINITION

Example: 4218112

First two digits = 4" Shell; 2 Designates Turbo Pack

Second two digits = Shell Length (18")

Third Two Digits = Configuration:

11 = Center/Center

12 = Mild offset/Mild Offset

22 = Full Offset/Full Offset

Seventh digit indicates neck size other than 2" on both ends

1 = One 2 1/4"; One 2" Neck

2 = Two 2 1/4" Necks

TURBOPACKS

<u>P/N</u>	<u>DIAMETER</u>	<u>SHELL LENGTH</u>	<u>OVERALL LENGTH</u>	<u>INLET</u>	<u>OUTLET</u>
421211S	4" Round	12"	18"	2" Center	2" Center
421212S	4" Round	12"	18"	2 1/4" Center	2 1/4" Center
421511S	4" Round	15"	22"	2" Center	2" Center
421811S	4" Round	18"	25"	2" Center	2" Center
421812S	4" Round	18"	25"	2 1/4" Center	2 1/4" Center
421813S	4" Round	18"	25"	2 1/2" Center	2 1/2" Center
421812S	4" Round	18"	25"	2" Mild Offset	2" Mild Offset
422412S	4" Round	24"	30"	2 1/4" Center	2 1/4" Center

TORPEDOPACKS

<u>P/N</u>	<u>DIAMETER</u>	<u>SHELL LENGTH</u>	<u>OVERALL LENGTH</u>	<u>INLET DI-AMETER</u>	<u>OUTLET DIAMETER</u>	<u>BOX QTY.</u>
4118133	4" Round	18"	31"	Nipple-2 1/2"	Dual-2 1/2"	1

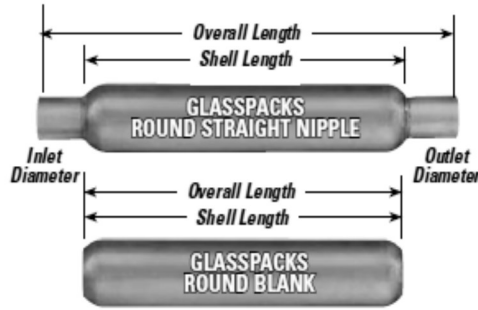
FREE SHIPPING ON ALL SPECIAL ORDERS AND OUT OF STOCK ITEMS.

ALUMINIZED GLASSPACKS

ENFORCER®

GENERAL INFO

- Aluminized Heavy Duty, 16 Gauge, 3", 3 1/2" & 4" Diameter Shells
- Spiral Louvered Inner Core Produces a Deep, Mellow Tone, Decreases Backpressure and Increases Performance
- AKDDQ Necks Allow For Easy Expansion



PART NUMBER DEFINITION

Example: 351811

First two digits = Shell Diameter (35=3.5=3 1/2")

Second two digits = Shell Length (18")

Third Two Digits = Configuration:

00 = Blank

11 = Center/Center

12 = Mild Offset/Mild Offset

22 = Full Offset/Full Offset

Seventh digit indicates neck size greater than 2 1/4" on both ends

3 = Two 2 1/2" Necks












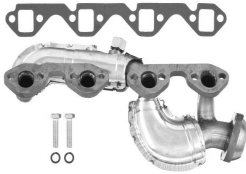
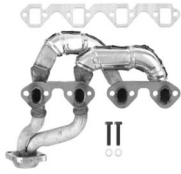




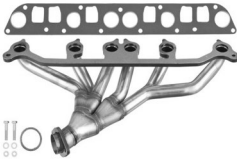


4 = Two 3" Necks

<u>P/N</u>	<u>DIAMETER</u>	<u>SHELL LENGTH</u>	<u>OVERALL LENGTH</u>	<u>INLET</u>	<u>OUTLET</u>
301200S	3" Rd.	12"	12"	Blank-1 3/4"	Blank-1 3/4"
301211S	3" Rd.	12"	18"	Nipple-1 3/4"	Nipple-1 3/4"
301800S	3" Rd.	18"	18"	Blank-1 3/4"	Blank-1 3/4"
351200S	3 1/2" Rd.	12"	12"	Blank-2"	Blank-2"
3512002S	3 1/2" Rd.	12"	12"	Blank-2 1/4"	Blank-2 1/4"
351211S	3 1/2" Rd.	12"	18"	Nipple-2"	Nipple-2"
3512112S	3 1/2" Rd.	12"	18"	Nipple-2 1/4"	Nipple-2 1/4"
351600S	3 1/2" Rd.	16"	16"	Blank-2"	Blank-2"
351611S	3 1/2" Rd.	16"	22"	Nipple-2"	Nipple-2"
351800S	3 1/2" Rd.	18"	18"	Blank-2"	Blank-2"
3518002S	3 1/2" Rd.	18"	18"	Blank-2 1/4"	Blank-2 1/4"
351811S	3 1/2" Rd.	18"	24"	Nipple-2"	Nipple-2"
3518112S	3 1/2" Rd.	18"	24"	Nipple-2 1/4"	Nipple-2 1/4"
351812S	3 1/2" Rd.	18"	24"	Nipple-2**	Nipple-2**
3518122S	3 1/2" Rd.	18"	24"	Medium-2 1/4"	Medium-2 1/4"
351822S	3 1/2" Rd.	18"	24"	Nipple-2**	Nipple-2**
352411S	3 1/2" Rd.	24"	30"	Nipple-2"	Nipple-2"
3524112S	3 1/2" Rd.	24"	30"	Nipple-2 1/4"	Nipple-2 1/4"
3530112S	3 1/2" Rd.	30"	36"	Nipple-2 1/4"	Nipple-2 1/4"
4012005S	4" Rd.	12"	12"	Blank-2 1/2"	Blank-2 1/2"
4012006S	4" Rd.	12"	12"	Blank-3"	Blank-3"
40121135S	4" Rd.	12"	18"	Nipple-2 1/2"	Nipple-2 1/2"
40121146S	4" Rd.	12"	18"	Nipple-3"	Nipple-3"
401800S	4" Rd.	18"	18"	Blank-2 1/4"	Blank-2 1/4"
4018005S	4" Rd.	18"	18"	Blank-2 1/2"	Blank-2 1/2"
4018006S	4" Rd.	18"	18"	Blank-3"	Blank-3"
401811S	4" Rd.	18"	24"	Nipple-2 1/4"	Nipple-2 1/4"
40181135S	4" Rd.	18"	24"	Nipple-2 1/2"	Nipple-2 1/2"
40181146S	4" Rd.	18"	24"	Nipple-3"	Nipple-3"
40241146S	4" Rd.	24"	30"	Nipple-3"	Nipple-3"

FREE SHIPPING ON ALL SPECIAL ORDERS AND OUT OF STOCK ITEMS.



ATP Graywerks **Exhaust Manifolds** are a high quality OE replacement alternative. Each manifold is developed off of the original parts specifications, to ensure it will install and perform like intended. This design is manufactured with high grade metals best suited for that application, from grey-iron to more advanced ductile and stainless steel applications. Each unit is machine finished to guarantee flanges are perfectly flat, mount evenly and do not leak. Commonly needed upper and lower gaskets, along with lower flange hardware are included (along with heatshields and plugs if needed for the particular application.) These manifolds are backed by ATP limited lifetime warranty.

 <p>Part# 101199 Exhaust Manifold Fits: 99-04 Ford Expedition, F-150, 99-00 F-250, 01-03 Lobo 5.4L</p>	 <p>Part# 101157 Exhaust Manifold Fits: 97-98 Ford Expedition, 97-04 F-150, 97-98 F-250 4.6L</p>	 <p>Part# 101424 Exhaust Manifold Fits: 02-05 Jeep Liberty, 03-06 Wrangler</p>	 <p>Part# 101274 Exhaust Manifold Fits: 97-03 Buick Regal, 00-03 Chevy Impala, 98-99 Lumina, 98-03 Monte Carlo, 98-99 Oldsmobile Intrigue, 97-03 Pontiac Grand</p>	 <p>Part# 101407 Exhaust Manifold Fits: 00-11 Ford E-Series, 00-05 Excursion, 00-04 F-250, 00-04 F-350, 00-03 F-450, 00-03 F-550</p>
 <p>Part# 101168 Exhaust Manifold Fits: 96-00 Chevy C35, 96-02 Express, 96-99 P30, 98-99 Suburban, 96-99 GMC P3500, 96-02 Savana, 96-02 Isuzu NPR</p>	 <p>Part# 101271 Exhaust Manifold Fits: 99 Ford Mustang 3.8L</p>	 <p>Part# 101321 Exhaust Manifold Fits: 99-04 Nissan Frontier, 00-04 Xterra</p>	 <p>Part# 101022 Exhaust Manifold Fits: 78-81 Ford Bronco, 80 E-100, 80-81 E-250, 80-81 E-350, 77 F-100, 77-78 F-150, 77-82 F-250, 77-82 F-350, 5.8L, 6.6L</p>	 <p>Part# 101105 Exhaust Manifold Fits: 89-97 Geo Prizm, 90-97 Toyota Celica, 90-97 Corolla 1.6L, 1.8L</p>
 <p>Part# 101122 Exhaust Manifold Fits: 96-00 Honda Civic 1.6L</p>	 <p>Part# 101136 Exhaust Manifold Fits: 96-98 Ford Explorer, 97-98 Mercury Mountaineer</p>	 <p>Part# 101137 Exhaust Manifold Fits: 96-98 Ford Explorer, 97-98 Mercury Mountaineer</p>	 <p>Part# 101270 Exhaust Manifold Fits: 99-04 Ford Mustang</p>	 <p>Part# 101148 Exhaust Manifold Fits: 82-92 Chevy Camaro, 83-89 S-10 Blazer, 82-93 S-10 Pickup, 83-89 GMC Jimmy, 82-93 Sonoma, 91-94 Isuzu Pickup, 91-92</p>
 <p>Part# 101170 Exhaust Manifold Fits: 98-03 Ford Escort</p>	 <p>Part# 101172 Exhaust Manifold Fits: 97-95 Nissan Pathfinder, 86-96 Pickup</p>	 <p>Part# 101212 Exhaust Manifold Fits: 91-99 Jeep Cherokee, 91-92 Comanche, 91-95, 97-99 Wrangler</p>		

FREE SHIPPING ON ALL SPECIAL ORDERS AND OUT OF STOCK ITEMS.

**HENSCHEL
& SONS**
EXHAUST WAREHOUSE
724-628-6915
CONNELLSVILLE, PA



The Berkebile Oil Company, Inc
PROFESSIONAL GRADE PRODUCTS
FOR HIGH PERFORMANCE NEEDS



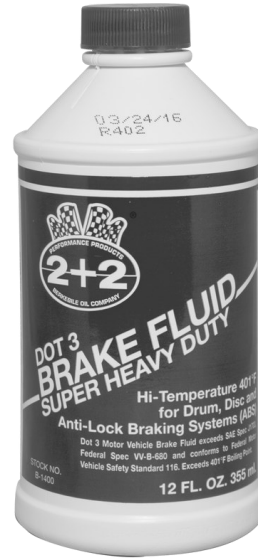
Part# B101
13 oz. Aerosol Instant
Gum Cutter



Part# B200
11 oz. Aerosol Starting
Fluid



Part# B3220
14 oz. Aerosol Clean Brake
(Non-Chlorinated)
Part# B350
18 oz. Aerosol Clean Brake
Part# B3205
5 Gallon Clean Brake
(Non-Chlorinated)



Part# B202
12 oz. Fuel Injector &
Intake Valve Cleaner



Part# B3600
11.5 oz. Aerosol Red
Grease

<u>Part#</u>	Description
<u>B1400</u>	12 oz. Brake Fluid
<u>B1401</u>	32 oz. Brake Fluid
<u>B1402</u>	1 gal. Brake Fluid



Part# BPFC-1
1 Gallon Undercoating
Formula
Part# BPFC-A12
12 oz. Aerosol Undercoating
Formula
Part# BPFC-5
5 Gallon Undercoating
Formula



Part# BPFC-1BLACK
Black PFC 1 Gal.
Part# BPFCBLK-5
Black PFC 5 Gal.


ORDER ONLINE: www.henschelandsons.com

FREE SHIPPING ON ALL SPECIAL ORDERS AND OUT OF STOCK ITEMS.



T-304 Stainless Steel Products

ProXS Mufflers



Un-Notched

Notched

Un-Notched mufflers recommended for welded installation
Notched mufflers recommended for clamped installation

Part#	Size
40357	C/O, Oval, 2.25" In/Out, 14"x4"x9.5" Case, 19" OAL, Notch: No
40358	C/O, Oval, 2.5" In/Out, 14"x4"x9.5" Case, 19" OAL, Notch: No
40659	O/C, Oval, 2.5" In/Out, 14"x4.25"x7.88" Case, 19" OAL, Notch: No
40842S	C/C, Round, 2.5" In/Out, 10" x 5" Case, 15" OAL, Notch: No
400479	C/O, Oval, 2.25" In/Out, 14"x4.25"x7.88" Case, 19" OAL, Notch: Yes
400481	C/O, Oval, 2.5" In/Out, 14"x4.25"x7.88" Case, 19" OAL, Notch: Yes
400482	O/C, Oval, 3" In/Out, 14"x4"x9.5" Case, 19" OAL, Notch: Yes
400484	C/O, Oval, 2.5" In/Out, 19"x4"x9.5" Case, 24" OAL, Notch: Yes
400486	C/D, Oval, 3"/2.25" In/Out, 19"x4"x9.5" Case, 24" OAL, Notch: Yes
400487	C/D, Oval, 3"/2.5" In/Out, 19"x4"x9.5" Case, 24" OAL, Notch: Yes
400489	O/O, Oval, 2.25" In/Out, 14"x4"x9.5" Case, 19" OAL, Notch: Yes
400490	O/O, Oval, 2.5" In/Out, 14"x4"x9.5" Case, 19" OAL, Notch: Yes
400491	O/O, Oval, 3" In/Out, 14"x4"x9.5" Case, 19" OAL, Notch: Yes
400493	D/D, Oval, 2.5"/2.25" In/Out, 19"x4"x9.5" Case, 24" OAL, Notch: Yes
400495	C/C, Oval, 2.25" In/Out, 14"x4"x9.5" Case, 19" OAL, Notch: Yes
400496	C/C, Oval, 2.5" In/Out, 14"x4"x9.5" Case, 19" OAL, Notch: Yes

STAINLESS STEEL EXHAUST CLEANER & POLISH



Part#	Size
21461	8 Oz. Bottle

2005-2008 Chevrolet Corvette Base Axle-Back Exhaust System S-Type Classic Part# 11744



Size
Single 2.5" Into Muffler, Dual 2" Out, 4" Tips, Dual Split Rear Exit

2005-2008 Chevrolet Corvette Base X-Pipe Part# 60089



Part#	Size
60089	Dual 2.5"

Cherry Bomb Exhaust



Cherry Bomb Pro Mufflers



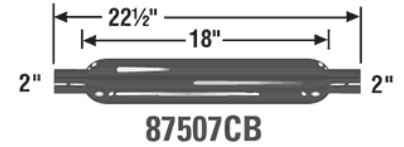
Part#	In/Out	Con-fig.	Body Length	OAL
7405CB	2 1/4"	O/C	13"	19"
7406CB	2 1/2"	O/C	13"	19"
7407CB	3"	O/C	13"	19"
7410CB	2 1/2"	C/O	13"	19"
7411CB	3"	C/O	13"	19"
7413CB	2 1/4"	O/O	13"	19"
7414CB	2 1/2"	O/O	13"	19"
7419CB	2 1/2"	C/D	13"	19"
7420CB	3 3/2 1/4"	C/D	13"	19"
7421CB	3 3/2 1/2"	C/D	13"	19"
7425CB	2 1/4"	C/D	6"	12"
7426CB	2 1/2"	C/C	6"	12"
7427CB	3 3/2 1/2"	C/D	6"	12"
7470CB	2 1/2 2 1/4"	C/D	13"	19"
7471CB	2 1/2 2 1/4"	O/D	16 1/2"	22 1/2"
7480CB	2 1/2"	O/O	6"	12"
7481CB	2 1/2"	D/D	6"	12"

Cherry Bomb Turbo Mufflers



Part#	In/Out	Con-fig.	Body Length	OAL
16824CB	2"	O/O	14"	18"

Cherry Bomb GlassPack Mufflers



Part#	In/Out	Config.	Body Length	OAL
87502CB	2"	Straight	22"	26.5"
87507CB	2"	Straight	18"	22 1/2"
87510CB	2 1/4"	Straight	18"	23"
87518CB	3"	Straight	22"	27"
87520CB	2"	Straight	8"	12"
87521CB	2 1/4"	Straight	8"	12"
87522CB	2 1/2"	Straight	8"	12"
87529CB	2 1/2"	Straight	18"	23"

Cherry Bomb Stainless Steel Salute Mufflers



Part#/ Price	In/Out	Con.	BL	OAL	Part#	In/Out	Con.	BL	OAL
SA0425	2 1/4"	C/C	18"	24"	SA2157	2 1/2 2 1/4"	C/D	14"	20"
SA0445	2 1/4"	C/C	14"	20"	SA2158	2 1/2"	C/D	14"	20"
SA1224	2"	O/C	14"	20"	SA2197	3 3/2 1/4"	C/D	14"	20"
SA1225	2 1/4"	O/C	14"	20"	SA2198	3 3/2 1/2"	C/D	14"	20"
SA1226	2 1/2"	O/C	14"	20"	SA2258	2 1/2 2 1/4"	C/D	18"	24"
SA1229	3"	O/C	14"	20"	SA2265	2 1/2"	Transverse	18"	24"
SA1235	2 1/4"	O/O	14"	20"	SA2268	2 1/2"	C/D	18"	24"
SA1236	2 1/2"	O/O	14"	20"	SA2288	3 3/2 1/2"	C/D	18"	24"
SA1255	2 1/4"	O/C	18"	24"	SA2298	3"	C/D	18"	24"
SA1256	2 1/4"	O/C	18"	24"	SA2568	2 1/2"	D/D	22"	28"
SA1259	3"	O/C	18"	24"	SA2588	3 3/2 1/2"	C/D	22"	28"
SA1266	2 1/2"	O/O	18"	24"	SA2589	3"	O/C	22"	28"
					SA2772	4"	C/C	24"	30"



**Run-Rite Sledgehammer
Decarbonizing Kit
Part# 1540EA, 1540CS
2 Step Induction Kit**

**Exhaust Manifold With Integrated
Catalytic Converter**



**Part# 17351—12-19 Hyundai Accent,
12-17 Veloster, 12-19 Kia Rio, 12-19
Soul**



Part# 13099—01-05 Honda Civic



Part# 17129—04-06 Toyota Camry



**Part# 17227—10-12 Hyundai Santa
Fe, 11-15 Kia Sorento**



**Part# 17367—13-15 Subaru XV
Crosstrek 2.0L H4 Naturally
Aspirated GAS**



**Part# 17408—11-20 Hyundai Elantra,
14-18 Kia Forte, 17-19 Soul**



Part# 17611—19-21 Hyundai Tucson




**Part# 17622—17-19 Nissan Rogue
Sport**



**Part# 18265—06-10 Subaru Forester,
06-11 Impreza, 06-12 Legacy, 06-12
Outback**

Direct Fit Catalytic Converter



Part# 17426—14-17 Hyundai Elantra



**Part# 17115—03-13 Infiniti EX, 09-12
FX35, 13 FX37, 07-08 G35, 08-13
G37, 09-10 M35, 11-13 M37, 08-07
Nissan 350Z, 09-13 370Z**



**Part# 17354—15-18 Chevy City Ex-
press, 13-21 Nissan NV**



Part# 17364—08-10 Porsche Cayenne



Part# 17365—08-10 Porsche Cayenne



Part# 17543—16-18 Hyundai Tucson

FREE SHIPPING ON ALL SPECIAL ORDERS AND OUT OF STOCK ITEMS.



Direct Fit Catalytic Converter and Pipe Assembly



Part# 16140



Part# 17353—13-15 Nissan NV



Part# 17382—07-09 Honda CR-V



Part# 17412—01-06 Hyundai Santa Fe



Part# 18160—11-13 Toyota Tacoma



Part# 18382F—04-09 Toyota Prius



Part# 18411—09-10 Pontiac Vibe, 09-13 Toyota Corolla, 09-13 Matrix



Part# 18478—06-09 Subaru Legacy, 06-09 Outback



Part# 19501—10-17 Chevy Equinox, 10-17 GMC Terrain



Part# 19281—04-06 Jeep Wrangler



Part# 19720—14-18 Chevy Silverado, 15-20 Suburban, 15-20 Tahoe, 14-18 GMC Sierra, 15-20 Yukon



Part# 16167—97-98 Ford Expedition, 97-98 F-150, 97-98 F-250



Part# 17494—10-13 Volvo S80, 10-13 XC60, 10-13 XC70



Part# 18539—13 Infiniti JX, 14-20 QX60, 13-20 Nissan Pathfinder



Part# 19166—04-08 Ford F-150, 06-08 Lincoln Mark LT



Part# 19167—04-06 Ford F-150



Part# 19253—08-15 Buick Enclave, 09-17 Chevy Traverse, 07-16 GMC Acadia, 07-10 Saturn Outlook



Part# 19258—08-12 Chevy Malibu, 07-09 Pontiac G6, 07-08 Saturn Aura



Part# 19282—07-12 Chevy Colorado, 07-12 GMC Canyon, 07-08 Hummer H3, 07-08 Isuzu I-Series



Part# 19333—06-10 Ford Explorer, 07-10 Sport Trac, 06-10 Mercury Mountaineer



Different Trend, Inc.
Quality Driven Products

14 Gauge Aluminized Steel Mufflers

**FLOWSOUND
OFFSET/CENTER**



Part#	Size
82441	2.25" In, 2.25" Out, 13" B.L., 19 OAL
82541	2.50" In, 2.50" Out, 13" B.L., 19 OAL

Hi-Polished Stainless Steel Exhaust Tips

**DOUBLE WALL
ANGLE**



Part#	Size
DT25101	2.50" In, 4" Out, 5.25" Length

**DUAL DOUBLE
WALL ANGLE**



Part#	Size
DT25013BDL	2.50" In, 7.75"x3.50" Out, 9.50" Length

**DOUBLE WALL
SLANT**



Part#	Size
DT-25113E	2.50" In, 5" Out, 9" Length

Blue Flame Exhaust Tips

**DUAL DOUBLE
WALL ROLLED
SLANT W/BLUE
FLAME TIPS**



Part#	Size
DT-24161BF	2.25" In, 7.25"x3.5" Out, 9.75" Length

**ANGLE DOUBLE
WALL W/BLUE
FLAME TIPS**



Part#	Size
DT-24017BF	2.25" In, 3.5" Out, 7" Length
DT-244017BF	2.25" In, 4" Out, 7" Length

Black Powder Coated Exhaust Tips

**BLACK POWDER
COATED ANGLE
TIPS**



Part#	Size
DT-243518ABK	2.25" In, 3.5" Out, 18" Length

**BLACK POWDER
COATED ANGLE
DOUBLE WALL TIPS**



Part#	Size
DT-24017ACBK	2.25" In, 3.5" Out, 7" Length
DT-25101BK	2.5" In, 4" Out, 5.25" Length
DT-25113EBK (Closed Casing)	2.5" In, 5" Out, 9" Length

**BLACK POWDER
COATED ROLLED
ANGLE TIPS**



Part#	Size
DT-243518RBK	2.25" In, 3.5" Out, 18" Length

Texas Exhaust Tips

**ROLLED ANGLE
TIPS**



Part#	Size
DT-253512RAC	2.50" In, 3.50" Out, 12" Length
DT-254018RAC	2.50" In, 4" Out, 18" Length

ANGLE TIPS



Part#	Size
DT-253518AC	2.50" In, 3.50" Out, 18" Length

Stainless Steel Flexible Pipe



Part#	Size
DTF-1706N	1.75" In/Out, 6" BL, 10" OAL W/Ends
DTF-1708N	1.75" In/Out, 8" BL, 12" OAL W/Ends
DTF-2006B	2" In/Out, 6" BL, 6" OAL Blank
DTF-2006N	2" In/Out, 6" BL, 10" OAL W/Ends
DTF-2008N	2" In/Out, 8" BL, 12" OAL W/Ends
DTF-2406N	2.25" In/Out, 6" BL, 10" OAL W/Ends

Interlock Stainless Steel Flexible Pipe



Part#	Size
DTF-1706BI	2" In/Out, 6" BL, 6" OAL Blank
DTF-2004BI	2" In/Out, 4" BL, 4" OAL Blank
DTF-2006BI	2" In/Out, 6" BL, 6" OAL Blank
DTF-2008BI	2" In/Out, 8" BL, 8" OAL Blank
DTF-2406BI	2.25" In/Out, 6" BL, 6" OAL Blank
DTF-2408BI	2.25" In/Out, 8" BL, 8" OAL Blank
DTF-3006BI	3" In/Out, 6" BL, 6" OAL Blank

Spark Plug Extender



Part#	Size
OX-003	Non-Fouler, Fits 18mm x 1.5 Thread

V-Band Clamp



Part#	Size
VFQ-300	Non-Fouler, Fits 18mm x 1.5 Thread

FREE SHIPPING ON ALL SPECIAL ORDERS AND OUT OF STOCK ITEMS.

HENSCHEL

& SONS



EXHAUST WAREHOUSE

724-628-6915

CONNELLSVILLE, PA

JohnDow

Dynamic™

**GALFAN
COATED
BRAKE LINE
COILS**



<u>PART#</u>	<u>DESC.</u>
BL-316-B	3/16" x 25'
BL-414-B	1/4" x 25'

**COMPRESSION
UNIONS**



<u>PART#</u>	<u>TUBE SIZE</u>
BR-62B	3/16"

**PVF COATED BRAKE LINE
COILS**



**PV-316 - 3/16" x 25'
PVF Coated B.L. Coils**
**PV-516 - 5/16" x 25'
PVF Coated B.L. Coils**

**COPPER
NICKEL BRAKE
LINE COILS**



**CN-316 - 3/16" x 25' Copper
Nickel Brake Line Coils**
**CN-56 —5/16" X 25' Copper
Nickel Brake Line Coils**
**CN-38 —3/8" X 25' Copper
Nickel Brake Line Coils**
**CN-316-50 —3/16" X 50'
Copper Nickel Brake Line
Coils**
**CN-414-100 —1/4" X 100'
Copper Nickel Brake Line
Coils**

FREE SHIPPING ON ALL SPECIAL ORDERS AND OUT OF STOCK ITEMS.

FLO~PRO
PERFORMANCE MUFFLERS

Header Collector Kits

HC1W 2 1/2" OD



3"

WITH 3/8" WELDED FLANGE



1/8" thick metal core

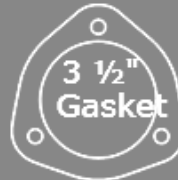
Kit Contains:
2 - 3" Collectors
2 - 3" Gaskets
2 - 3" Flanges

HC2W 2 1/2" OD



3 1/2"

WITH 5/16" WELDED FLANGE



1/8" thick metal core


Kit Contains:
2 - 3 1/2" Collectors
2 - 3 1/2" Gaskets
2 - 3 1/2" Flanges



SPRING BOLT KITS



Chrysler
AP# 4678



4680

Various Imports
AP# 4680



Honda
AP# 4682



Infiniti, Lexus, Mitsubishi,
Nissan, Pontiac, Scion,
Toyota
AP# 4936



GM, Subaru
AP# 4970



Ford
AP# 4973



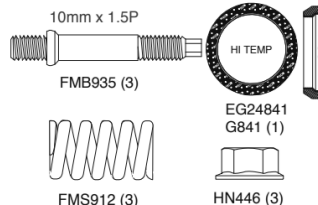
GM Trk.
AP# 8038



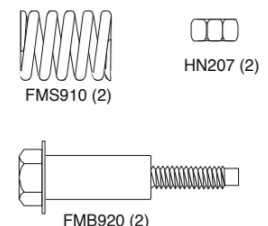
Subaru
AP# 8039



Universal Spring
AP# F5309



NIC# ES524



NIC# ES491

FREE SHIPPING ON ALL SPECIAL ORDERS AND OUT OF STOCK ITEMS.



Most Popular Exhaust Kits!!! Many more available!!!

FORD KITS			DODGE KITS		
1994-1997.5, 7.3L, F250/350, Auto/Manual, Race Exhaust w/3" 2PC DP EC/SB-LB-Dually	Alum.	409SS Kit#	89-93 Dodge 5.9L	Alum.	409SS Kit#
4" Turbo-Back Single		SS821	4" Turbo-Back Single With Hangers	847	SS847
3" Turbo Down Pipe	858	SS858			
1999-03, F250/350 Powerstroke, EC-CC, SB-LB 7.3L	Alum Kit#	409SS Kit#	1994-2002, 2500/3500 5.9L, RC -EC/SB-LB-Dually	Alum.	409SS Kit#
4" Turbo Back Single System	831	SS831	4" Turbo-Back Single	802	SS802
4" Turbo Back Single System No Muffler		SS831NM			
03-07 Ford Powerstroke 6.0L		Alum. Kit#	2003-04 1/2, RAM 2500/3500 5.9L Turbo Back Systems, 2 & 4 WD, Pickup	Alum.	409SS Kit#
4" Cat-Back Single System	825		5" Turbo-Back Single		SS605
			4" Turbo-Back Single	805	SS805
CHEV/GMC KITS			2001-2004 Chevy Silverado 2500, 3500, 2001-2007 GMC Sierra 2500, 3500		
			4" Down Pipe Back Single		
			1141	SS1141	

FREE SHIPPING ON ALL SPECIAL ORDERS AND OUT OF STOCK ITEMS.



PIPES

DOWN PIPES



Part#	Application
D1	94-02 DG 5.9 4
39910	99-03 PS 7.3L SS

MUFFLER REPLACEMENT PIPES



Part#	Size
20515	4
40230	4AL Extension Pipe 2SE (1-2)
412120	11-12 GM 6.6 4" SS INTER PIPE
48830	3 1/2
50230	5AL Extension Pipe 2SE
90230	4SS Extension Pipe 2SE

EXTENSION PIPES



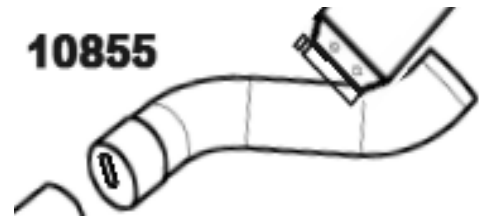
Part#	Size
40048	48"

EXPANDERS FITS OVER 3" SEGMENT SET



Part#	Application
EXP350	3 1/2" Expander
EXP400	4" Expander

TAIL PIPES

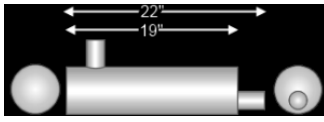


Part#	Application
D45	94-02 DG 5.9 4
12354, 12355	5 Universal

FLO~PRO HEAVY DUTY

**100%
Aluminized
steel
construction**

4" ROUND



Inlet	Outlet	Part #
1 1/2"	1 1/2"	1953*

6" ROUND



Inlet	Outlet	Part #
2-1/2"	2-1/2"	1016

Offset/Offset, 32" Overall, 26" Body



Inlet	Outlet	Part #
2-1/4"	2-1/4"	1012
2-1/2"	2-1/2"	4010

7" ROUND



Inlet	Outlet	Part #
3"	3"	3020



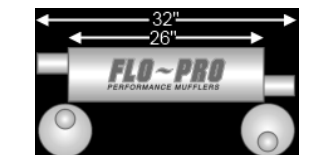
Inlet	Outlet	Part #
2-3/4"	2-3/4"	3019



Inlet	Outlet	Part #
3"	3"	4126



Inlet	Outlet	Part #
3"	3"	4025



Inlet	Outlet	Part #
2-1/2"	2-1/2"	4013
3"	3"	4115



Inlet	Outlet	Part #
3"	3"	4114

FLO~PRO HEAVY DUTY



Inlet	Outlet	Part #
2-1/2"	3"	4027

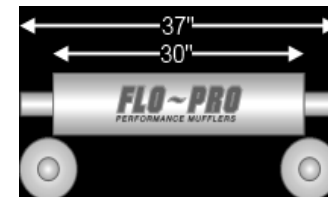
8" ROUND



Inlet	Outlet	Part #
3"	3"	1976

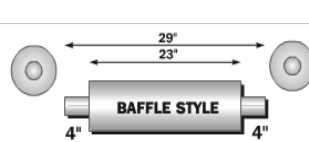


Inlet	Outlet	Part #
4"	4"	8992

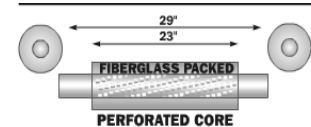


Inlet	Outlet	Part #
3-1/2"	3-1/2"	8880
4"	4"	8990

Aluminized 8" Round



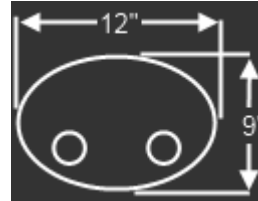
Inlet	Outlet	Part #
4"	4"	6192



Inlet	Outlet	Part #
4"	4"	6195
5"	5"	7196 S.S.

FREE SHIPPING ON ALL SPECIAL ORDERS AND OUT OF STOCK ITEMS.

FLO~PRO HD BIG BIG OVAL OVAL



100% Aluminized steel welded construction

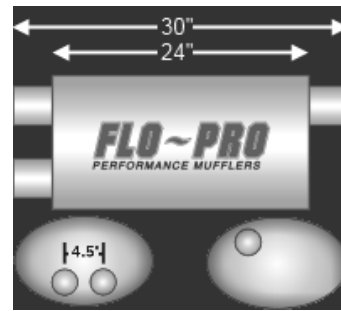
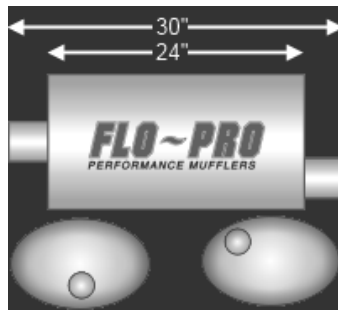
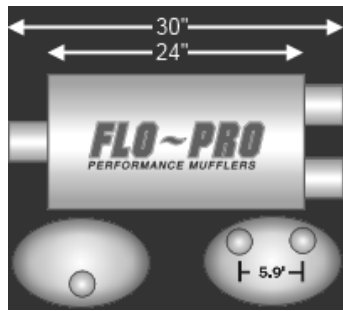
**1500 GMC Pickup 4.8L & 5.3L
(00-07)**

**1500 HD & 2500 GMC/Chev
Pickup 6.0L & 8.1L (00-07)**

***CENTER/
DUAL***

***CENTER/
OFFSET***

***DUAL/
OFFSET***



Inlet	Outlet	Part #
3"	2 1/2"	2502

Inlet	Outlet	Part #
3"	3"	2501

Inlet	Outlet	Part #
3"	3"	2503

Outlets will not fit OEM, aftermarket 2 1/2" dual tail pipes required.

Use with universal 3" tailpipe.
~STOCK SOUND~

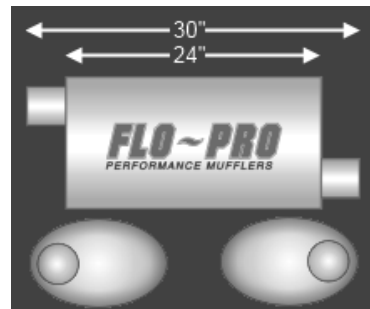
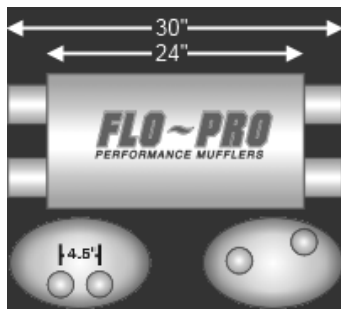
Direct fit GM (00-07) 6.0L.
~STOCK SOUND~

**2500 HD GMC Pickup
6.0L & 8.1L (00-07)**

**2500 HD GMC/Chev Pickup
6.0L & 6.2L (2007-2010)**

DUAL/DUAL

OFFSET/OFFSET



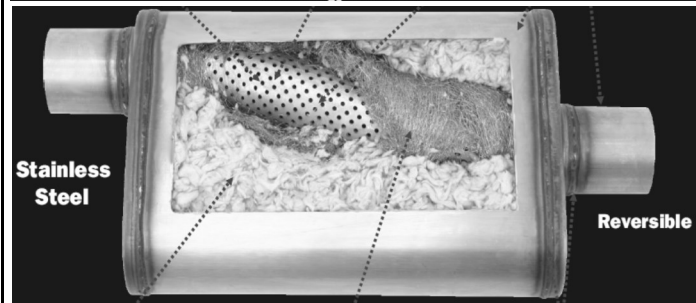
Inlet	Outlet	Part #
3"	3"	2500
3"	3"	2500SS

Inlet	Outlet	Part #
4"	4"	2507

Direct fit GM 2500 HD 6.0L(00-07) Use Only With Factory Tailpipe
~STOCK SOUND~

Direct Fit 2500 HD (2007-2010) 6.0L & 6.2L Moderate sound increase from stock.

FREE SHIPPING ON ALL SPECIAL ORDERS AND OUT OF STOCK ITEMS.



Heavy gauge stainless steel construction

Part #	In/Out	Config.	Body	OAL
M12468	2 1/2"	D/D	18"	24"
M12258	2 1/2"/2 1/4"	C/D 5x8 Oval	18"	24"
M12590	3"	C/D	22"	28"
M12469	3"	D/D	18"	24"
M12289	3"	O/C	24"	30"
M11239	3"	O/O	14"	20"
M12288	3"/2 1/2"	C/D	18"	24"

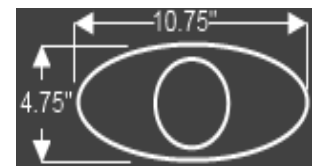


Part #	In/Out	Config.	Body	OAL
41255	2 1/2"	C/C	12"	18"
51299	4" Aluminized	C/C	12"	18"
71299	4" Stainless	C/C	12"	18"



10.75" X 4.75"

OVAL




Part #	In/Out	Config.	Body	OAL
FP729	3-1/2"	O/O Ford Powerstroke	18"	28"

FREE SHIPPING ON ALL SPECIAL ORDERS AND OUT OF STOCK ITEMS.


FLO~PRO
PERFORMANCE MUFFLERS

- 100% Aluminized, 16 Gauge Steel
- Welded Construction
- 2 Tube, 2 Baffle Design



Case Dia.	Case Length	OAL	In	Out	OFFSET	Part#
3"	12"	17"	1 3/4"	1 3/4"	Straight	3012ST
3"	17"	22"	1 3/4"	1 3/4"	Straight	3018ST
3 1/2"	17"	22"	2"	2"	Straight	3518ST
4"	12"	17"	2 1/4"	2 1/4"	Straight	4012ST
4"	12"	20"	2"	2"	Straight	4406
4"	17"	22"	2 1/2"	2 1/2"	Straight	4018ST
4"	17"	25"	2"	2"	Straight	4415
4"	17"	25"	2 1/4"	2 1/4"	Straight	4415X
5"	22"	29"	3"	3"	Straight	5522

Polished 304 Stainless Glasspacks



Case Diameter	Case Length	Core Diameter	Overall Length	End Sizes	Part #
3 1/2"	12"	2 1/4"	16"	2 1/4"	3512RS
3-1/2"	15"	2-1/4"	19"	2-1/4"	3515RS
4"	12"	2 1/2"	16"	2 1/2"	4512RS
4"	15"	2-1/2"	19"	2-1/2"	4515RS
4"	12"	3"	16"	3"	4312RS
4"	15"	3"	19"	3"	4315RS

Single ID	Dual ID	Overall Length	Alumi-nized Part #	Stainless Part #
2"	2"	10"	Y2001	SY200
2 1/4"	2 1/4"	10"	Y2141	SY214
2 1/2"	2 1/2"	10"	Y2121	SY212
2 1/2"	2 1/4"	10"	Y252141	SY25214
3"	2 1/4"	10"	Y32141	SY3214
3"	2 1/2"	10"	Y32121	SY3212
3"	3"	10"	Y3001	SY300
4"	4"	14"	Y4001	



End ID	Overall Length	Aluminized Part #	Stainless Part #
2 1/4"	12"	X2141	SX214
2 1/2"	12"	X2121	SX212
3"	12"	X3001	SX300

FREE SHIPPING ON ALL SPECIAL ORDERS AND OUT OF STOCK ITEMS.

FLO~PRO PERFORMANCE EXHAUST


Stainless 304 Tips
Most Popular #s
Many More Available



**Rolled Angle Cut
Black Powder**



**45 Degree Angle
Black Powder**



**Camaro Style Rectangular Angle
Cut**

Part#	Inlet	Outlet	Length
5718RACK	2-1/2"	3-1/2"	18"
5812RACK	2-1/2"	4"	12"
5818RACK	2-1/2"	4"	18"

Part#	Inlet	Outlet	Length
5818ACK	2-1/2"	4"	18"

Part#	Inlet	Outlet	Length
ST027E	2-1/2"	2-1/4"x8"	10"



**45 Deg Angle Cut
Clamp or Weld On**



45 Deg Angle Cut



Rolled Angle Cut

Part#	Inlet	Outlet	Length
5618AC	2-1/2"	3"	18"
5712AC	2-1/2"	3-1/2"	12"
5718AC	2-1/2"	3-1/2"	18"
5818AC	2-1/2"	4"	18"

Part#	Inlet	Outlet	Length
243518AC	2-1/4"	3-1/2"	18"
253518AC	2-1/2"	3-1/2"	18"
254012AC	2-1/2"	4"	12"
254018AC	2-1/2"	4"	18"
304012AC	3"	4"	12"

Part#	Inlet	Outlet	Length
243518RAC	2-1/4"	3-1/2"	18"
253518RAC	2-1/2"	3-1/2"	18"
254009RAC	2-1/2"	4"	9"
254012RAC	2-1/2"	4"	12"
254018RAC	2-1/2"	4"	18"
304012RAC	3"	4"	12"
406015RAC	4"	6"	15"



Turn Down



**Rolled Angle Cut
Clamp or Weld On**



Pencil Tip

Part#	Inlet	Outlet	Length
4509TD	2-1/4"	2-1/2"	9"
5612TD	2-1/2"	2-3/4"	12"

Part#	Inlet	Outlet	Length
4712RAC	2-1/4"	3-1/2"	12"
4718RAC	2-1/4"	3-1/2"	18"
5812RAC	2 1/2"	4"	12"
5818RAC	2 1/2"	4"	18"

Part#	Inlet	Outlet	Length
ST007	2-1/4"	2-1/2"	10"



**15 Degree Rolled
Edge Angle Cut
Weld-On Black
Chrome**



Dual Oval Slant

Part#	Inlet	Outlet	Length
254009RAC2	2-1/2"	4"	9"

Part#	Inlet	Outlet	Length
ST079	2-1/4"	3-1/2"x3"	9"

ORDER ONLINE: www.henschelandsons.com

FREE SHIPPING ON ALL SPECIAL ORDERS AND OUT OF STOCK ITEMS.



Super 10
The most aggressive muffler




40 Series
The original high performance Flowmaster muffler



Super 40 Series
Deeper, richer tone than original 40 series muffler



40 Series Delta Flow
The quietest muffler option in the 40 series two-chambered line



Super 44
Deep, aggressive, high performance exhaust note



Part#	Economy#	In/Out	Con-fig.	Body Length	Material	Series
42442		2 1/4"	C/O	13"	Aluminized	40
42441	KO42441	2 1/4"	O/C	13"	Aluminized	40
8042441		2 1/4"	O/C	13"	Stainless	40
42443	KO42443	2 1/4"	O/O	13"	Aluminized	40
8042443		2 1/4"	O/O	13"	Stainless	40
842515		2 1/2"	C/C	6 1/2"	Stainless	Super 10
842512		2 1/2"	C/O	6 1/2"	Stainless	Super 10
42542		2 1/2"	C/O	13"	Aluminized	40
8425154		2 1/2"	D/D	6 1/2"	Stainless	Super 10
425404		2 1/2"	D/D	13"	Aluminized	40
9525454		2 1/2"	D/D	13 1/2"	Aluminized	Super 40
8525454		2 1/2"	D/D	13 1/2"	Stainless	Super 40
42541	KO42541	2 1/2"	O/C	13"	Aluminized	40
8042541		2 1/2"	O/C	13"	Stainless	40
842516		2 1/2"	O/C	6 1/2"	Stainless	Super 10
952546		2 1/2"	O/C	13 1/2"	Aluminized	Super 40
8425810		2 1/2"	O/D	8"	Stainless	Super 10
842518		2 1/2"	O/O	6 1/2"	Stainless	Super 10
42543	KO42543	2 1/2"	O/O	13"	Aluminized	40
8042543		2 1/2"	O/O	13"	Stainless	40
8425152		2 1/2"/2 1/4"	C/D	6 1/2"	Stainless	Super 10
843015		3"	C/C	6 1/2"	Stainless	Super 10
953047		3"	C/O	13 1/2"	Aluminized	Super 40
43041	KO43041	3"	O/C	13"	Aluminized	40
8043041		3"	O/C	13"	Stainless	40
953046		3"	O/C	13 1/2"	Aluminized	Super 40
843016		3"	O/C	6 1/2"	Stainless	Super 10
43043	KO43043	3"	O/O	13"	Aluminized	40
8043043		3"	O/O	13"	Stainless	40
8430152		3"/2 1/2"	C/D	6 1/2"	Stainless	Super 10
430402	KO430402	3"/2 1/2"	C/D	13"	Aluminized	40
80430402		3"/2 1/2"	C/D	13"	Stainless	40
9530452		3"/2 1/2"	C/D	13 1/2"	Aluminized	Super 40

Alumi-nized#	Stainless#	In/Out	Con-fig.	Body Length	Series
942445		2 1/4"	C/C	13"	Super 44
942442		2 1/4"	C/O	13"	40 Delta Flow
942447		2 1/4"	C/O	13"	Super 44
942446	842446	2 1/4"	O/C	13"	Super 44
942448	842448	2 1/4"	O/O	13"	Super 44
942545		2 1/2"	C/C	13"	Super 44
9425400		2 1/2"	C/D	13"	40 Delta Flow
9425472		2 1/2"	C/D	13"	Super 44
942547	842547	2 1/2"	C/O	13"	Super 44
	8425454	2 1/2"	D/D	13"	Super 44
942541		2 1/2"	O/C	13"	40 Delta Flow
942546	842546	2 1/2"	O/C	13"	Super 44
942543	842543	2 1/2"	O/O	13"	40 Delta Flow
942548	842548	2 1/2"	O/O	13"	Super 44
9425422		2 1/2"/2 1/4"	C/D	13"	40 Delta Flow
9425452		2 1/2"/2 1/4"	C/D	13"	Super 44
943045		3"	C/C	13"	Super 44
943047		3"	C/O	13"	Super 44
	843041	3"	O/C	13"	40 Delta Flow
943046	843046	3"	O/C	13"	Super 44
	843048	3"	O/O	13"	Super 44
9430422		3"/2 1/4"	C/D	13"	40 Delta Flow
	8430402	3"/2 1/2"	C/D	13"	40 Delta Flow
	8430452	3"/2 1/2"	C/D	13"	Super 44
9430452		3"/2 1/2"	C/D	13"	Super 44
9430462		3"/2 1/2"	O/D	13"	Super 44

FREE SHIPPING ON ALL SPECIAL ORDERS AND OUT OF STOCK ITEMS.



Super 50
The most versatile muffler they make for a wide variety of applications

50 Delta Flow
Moderate tone-perfect for performance and passenger cars

50 Big Block
The quietest Flowmaster they make



50 H.D.
Great for quieting large displacement engines



70 Big Block
Best suited for truck applications-quiet operation.



80 Crossflow
Aggressive sound and increased power/torque output over stock



Aluminized#	Stainless#	In/Out	Config.	Body Length	Series
42583	842583	2 1/2"	O/D	15"	80 Crossflow
53071		3"	O/C	22"	70 Big Block

Alumi-nized#	Stainless#	In/Out	Con-fig.	Body Length	Series
524554		2 1/4"	D/D	17"	Super 50
942543	842543	2 1/4"	O/O	17"	50 Delta Flow
524553	8524553	2 1/4"/3"	D/C	17"	Super 50
942552		2 1/2"	C/O	17"	50 Delta Flow
942551	842551	2 1/2"	O/C	17"	50 Delta Flow
942553		2 1/2"	O/O	17"	50 Delta Flow
943050		3"	C/C	17"	50 Delta Flow
943051	843051	3"	O/C	17"	50 Delta Flow
943053		3"	O/O	17"	50 Delta Flow
9430502	8430502	3"/2 1/2"	C/D	17"	50 Delta Flow
9530582		3"/2 1/2"	C/D	18"	50 H.D.
530562		3"/2 1/2"	O/D	17"	Super 50



FlowFX Series
Moderate exterior performance tone, Flowmaster Quality, Durable fully welded 409S stainless steel case, Straight through design



Stainless#	In/Out	Config.	Body Length	OAL
4" x 9" Oval Body Mufflers				
71225	2 1/4"	O/C	14"	20"
71235	2 1/4"	O/O	14"	20"
71226	2 1/2"	O/C	14"	20"
71236	2 1/2"	O/O	14"	20"
71229	3"	O/C	14"	20"
72198	3"/2 1/2"	C/D	14"	20"
4" Round Body Mufflers				
71415	2 1/4"	C/C	14"	20"
71416	2 1/2"	C/C	14"	20"
71419	3"	C/C	14"	20"

Part# 815425
Outlaw Muffler, 409 Stainless, 2 1/2" Center In, 2 1/2" Center Out, Aggressive Sound, 11" Body Length















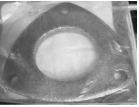



ORDER ONLINE: www.henschelandsons.com




FREE SHIPPING ON ALL SPECIAL ORDERS AND OUT OF STOCK ITEMS.

 <p>FlangeFlex</p> <p>Repair</p>	 <p>Part Number# FX2023 1995-01 Chrysler Cirrus & Sebring, Dodge Stratus, Plymouth Breeze, Dodge Caravan/Voyager, PT Cruiser, Plymouth Neon 2.0L, 2.4L, 2.5L, 3.3L, 3.6L 4 cyl, 6 cyl</p>	 <p>Part Number# FX2094 08-10 Pontiac G6 3.5L</p>	 <p>Part Number# FX2078 01-08 Ford Escape, Mazda tribute, Mercury Mariner 3.0L</p>
 <p>AP: 28717 Gasket: FX3E</p> <p>Part Number# FX2073 2004-2007 Ford Freestar 3.9L & 4.2L</p>	 <p>Gask</p> <p>Part Number# FX2028 1999-2004 Volkswagen Jetta 2.8L 1999-2004 Golf & GTI 2.8L V6</p>	 <p>Part Number# FX2075 98-04 Kia Sephia, Spectra 1.8L</p>	 <p>Part Number# FX2026 2000-07 Ford Taurus, Mercury Sable 3.0L Eng. Code S, 2, U Gasket# FX5076</p>
 <p>15 '03</p> <p>Part Number# FX2062 00-04 Saturn L100, L200, L300, LS, LS1, LW1, LW200 2.2L</p>	 <p>Part Number# FX7214411 2000-2004 Ford Focus 2.0L DOHC, Eng. Code P</p>	 <p>G</p> <p>Part Number# FX2054 1998-99 Chevrolet Monte Carlo, Lumina, Pontiac Grand Prix 3.8L VIN #K</p>	 <p>G G</p> <p>Part Number# FX2061 2002-07 Saturn Ion, Vue, 2.2L, 2.4L 4 cyl.</p>
 <p>Part Number# FX2024 08-10 Chrysler Town & Country, Dodge Grand Caravan, Volkswagen Routan 3.3L, 3.8L</p>	 <p>Part Number# FX2087 05-07 Pontiac G6 3.5L</p>	 <p>Rel: N/A Maremont: 329 Walker: 65048 AP: 123618 Gasket: FX7E</p> <p>Part Number# FX2045 1999-2002 Chevrolet Cavalier, Malibu, Oldsmobile Alero, Pontiac Grand Am, Sunfire 2.4L</p>	 <p>Part Number# FX2060 99-10 Chevrolet Cavalier, Cobalt, HHR, Pontiac Sunfire, Pursuit, G5 2.2L, 2.4L</p>
 <p>Part Number# FX2053 1999-03 Chevrolet Impala, Malibu, Monte Carlo, Venture, Pontiac Grand Prix, 3.1L & 3.4L</p>	 <p>Part Number# FX2052 1997-99 Chevrolet Monte Carlo, Pontiac Grand Prix 3.1L</p>	 <p>Walker: 65049 AP: 123530 Gasket: FX7I</p> <p>Part Number# FX2043 1997-2000 Chevrolet Lumina, Pontiac Trans Sport, Chevrolet Venture, Oldsmobile Silhouette, Pontiac Montana, 3.4L</p>	 <p>Part Number# FX2063 2004-07 Chevrolet Malibu LS, LT, LTZ, & MAXX 3.5L Kit includes gaskets & hardware</p>
 <p>Part Number# FX2088 05-10 Pontiac G6 3.5L</p>	 <p>Nc ga</p> <p>Part Number# FX2055 1999-04 Oldsmobile Alero, Pontiac Grand Am 2.2L, 2.4L, 134cl, 146cl, VIN# F, VIN# T</p>		

FREE SHIPPING ON ALL SPECIAL ORDERS AND OUT OF STOCK ITEMS.

 <h1>PIPE REPAIR KITS</h1>	 <p>Part Number# FX1759—Subaru Fits 2" diameter pipe. Kit includes: one flat recessed OE flange with 2" ID pipe, gasket & 2 spring bolts</p>	 <p>Part Number# FX8012 93-96 Chevy Beretta, 90-98 Cavalier, 90-98 Pontiac Sunbird & Sunfire, 90- 91 Pontiac Grand Am 2.2L, 2.3L</p>
 <p>Part Number# FX8030 95-01 Chevrolet Blazer, S10, Tahoe, GMC Jimmy, S15, Yukon, GM CKVR 1/2 Ton, CKVR Suburban</p>	 <p>Part Number# FX8040 07-12 Nissan Versa Hatchback & Sedan 1.8L</p>	 <p>Part Number# FX8062 April 05-08 Toyota Corolla, Matrix, Pontiac Vibe 1.8L</p>

 <h2>Spring Bolt Kits</h2>	 <p>Part Number# FX444L 84-01 Acura Integra, 88-10 Honda Civic, 93 Acura Integra GSR, 94-97 Honda Accord, 96-05 Acura EL,</p>	 <p>Part Number# FX487 00-10 Toyota Corolla, Echo, Yaris, Highlander, Avalon, Tacoma</p>	<h2>Split Flanges</h2>  <p>Part Number# FX36 2 Holes, Formed Fits 2" Pipe Side Split</p>
 <p>Part Number# FX50-S 3 Holes, Flat & Formed GM 2" V8 Y- Pipes 2 1/8" ID</p>	 <p>Part Number# FX4049-SP 3 Holes, Flat & Formed GM Trucks 1994-95 with 2" pipe, 2 5/16" ID</p>	 <p>Part Number# FX4050-SP 3 Holes, Flat & Formed GM Trucks 1994-95 with 2 1/4" pipe, 2 1/2" ID</p>	 <p>Part Number# FX04-SP 2 Holes, Flat Universal Pipe Size 1 3/4"</p>
 <p>Part Number# FX06-SP 2 Holes, Flat Universal Pipe Size 2"</p>	 <p>Part Number# FX08-SP 2 Holes, Flat Universal Pipe Size 2 1/4"</p>	 <p>Part Number# FX10-SP 2 Holes, Flat Universal Pipe Size 2 1/2"</p>	<h2>Flat Flanges</h2>  <p>Part Number# FX06 Oval, 2-Bolt Flanges, 2.120" Center Hole, 3.500" Center Line, 0.500"x0.750" Slots Bolt Hole Size</p>
 <p>Part Number# FX156 Flange-Flat 2" Tri 3 Hole</p>	 <p>Part Number# FX4050 Triangular, 3-Bolt Flanges, 2.530" Center Hole, 2.965" Center Line, 0.500" Round Holes Bolt Hole Size</p>	 <p>Part Number# FX07 Oval, 2-Bolt Flanges, 2.265" Center Hole, 3.875" Center Line, 0.500" x 0.750" slots Bolt Hole Size</p>	 <p>Part Number# FX04 Oval, 2-Bolt Flanges, 1.875" Center Hole, 3.250" Center Line, 0.500"x0.750" Slots Bolt Hole Size</p>

<h2>Gaskets</h2>  <p>Part Number# FX5076 Flat 2-Bolt Gaskets, 2 19/32" Inner Diameter, 3 29/32" Thickness</p>	 
-----------------------------------------------------------------------------------------------------------------------------------------------------------------------------------------------------------------	----------------------------------------------------------------------------------------------------------------------------------------------------------------------------

FREE SHIPPING ON ALL SPECIAL ORDERS AND OUT OF STOCK ITEMS.



Part #	Diameter	OAL
FX8050	1¾" ID	6"
FX8051	2" ID	6"
FX8052	2¼" ID	6"
FX8053	2½" ID	6"
FX8055	2" ID	3¼"

**Quick Fix Connector Kits
Oval Flange**



Part #	Pipe Inside Dia.
FX8014EX	1 3/4"
FX8015EX	2"
FX8016EX	2 1/4"
FX8017EX	2 1/2"

**Rubber
Insulators**



**Part Number#
FX3320**

Acura, Honda—
5/16" diameter
holes

Hardware

Hangers & Rods



**Part Number#
FX851**

Strap Fits: 98-02
Saturn SC, SL, SW
Series 1.9L Fits
Bubble Muffler

**SERRATED
FLANGE
NUTS**


Part# FH7081—5/16
serrated flange hex
nut, Bag Qty.—100

FREE SHIPPING ON ALL SPECIAL ORDERS AND OUT OF STOCK ITEMS.



Master Cobalt Recip Blades

Part#	TPI	Length	Width	Thickness	Box Qty
395069	14	12"	1"	.050	25
400381	10	6"	3/4"	.035	50
400404	14	6"	3/4"	.035	50
400428	18	6"	3/4"	.035	50
401012	18	9"	3/4"	.035	50
402583	18	8"	3/4"	.035	50
404334	14	9"	1"	.05	25



Triple the life of standard reciprocating saw blades, Master Cobalt® technology has a unique combination of features resulting in the longest lasting recip blades available. They cut smooth, accurate, and offer great value.



Step Drills

Part#	Self-Starting	
	124447	3/16"-7/8" by 16ths
124454	1/4"-3/4" by 16ths	1/4" Impact
124485	1/4"-1 1/8" by 16ths	1/4" Impact



Step Drill Kit 3pcs: 124409 (1/8"-1/2" by 32nds), 124447 (3/16"-7/8" by 16ths), 124454 (1/4"-3/4" by 16ths) Shank Size: 1/4" Impact
Part# 124607

FREE SHIPPING ON ALL SPECIAL ORDERS AND OUT OF STOCK ITEMS.

MAGNAFLOW

**POWER
AND SOUND**



Performance Exhaust Systems For
• Diesel & Gas Trucks • Sport Compacts
• American Muscle Cars

Whether you drive a street, off-road or diesel truck/SUV, MagnaFlow has dyno-proven exhaust systems that are rugged enough to survive grueling Baja racing. Each system is designed to bolt right on and provide years of trouble-free performance. Provides a smooth, deep tone that is suitable for grocery-getting SUV's with casual tow duties to full blown modded drag racing diesel pickups.

- Delivers a Smooth, Deep Tone
- Lifetime Warranty on All MagnaFlow Performance Kits
- Fully Polished Mufflers
- 100% Stainless Steel

**MANY
MORE
AVAILABLE!!!**

	15151	13-14 V8 5.0L; Ford Mustang; 3in. Axle-Back; Dual Split Rear Exit Style		15155	13-18 L4 2.0L; Ford Focus; 2.5in. Cat-Back; Dual Center Rear Exit Style
	15632	87-93 V8 5.0L; Ford Mustang; 2.5in. Cat-Back; Dual Split Rear Exit Style		16829	83-92 V8 5.0L, 5.7L; Chevy Camaro, Pontiac Firebird; 2.5in. Cat-Back; Dual Split Rear Exit Style
	16862	07-13 V6 3.5L, 3.7L; Infiniti G35, G37; 2.25in. Cat-Back; Dual Split Rear Exit Style		19326	12-18 V6 3.6L; Jeep Wrangler; 2.5in. Cat-Back; Dual Split Rear Exit Style
	106-0296	BRExhaust 12-17 Nissan NV1500, NV2500, NV3500, 4.0L Direct-Fit Replacement Exhaust System		16394	Magnaflow 99-04 Ford Mustang 4.6L Competition Series Cat-Back Performance Exhaust System
	16586	Magnaflow 04-06 Audi S4 4.2L Sport Series Cat-Back Performance Exhaust System		19103	Magnaflow 15-17 Ford Mustang 5.0L Competition Series Axle-Back Performance Exhaust System
	19371	Magnaflow 15-23 Dodge Charger 5.7L, 6.2L, 6.4L Competition Series Cat-Back Performance Exhaust System			



MUFFLERS

Mufflers are reversible for custom installation!!!

Many More Available!

5"x8" Oval Satin Stainless Steel Universal Mufflers



Part#	Config.	In/Out	Body Length	Overall
12255	O/C	2.25"	18"	24"
12216	C/C	2.5"	14"	20"
12158	C/D	2.5"	14"	20"
12268	C/D	2.5"	18"	24"
12226	C/O	2.5"	14"	20"
12468	D/D	2.5"	18"	24"
12256	O/C	2.5"	18"	24"
12286	O/C	2.5"	24"	30"
12265	O/D	2.5"	18"	24"
14210	O/O	2.5"	14"	17"
12258	C/D	2.5"/2.25"	18"	24"
12219	C/C	3"	14"	20"
12229	O/C	3"	14"	20"
12259	C/O	3"	18"	24"
12289	O/C	3"	24"	30"
14239	O/O	3"	14"	20"
14264	O/O	3"	18"	24"
12198	C/D	3"/2.5"	14"	20"
12288	C/D	3"/2.5"	18"	24"
12388	C/D	3"/2.5"	24"	30"
12267	O/D	3"/2.5"	18"	24"
14151	C/C	3.5"	14"	20"
14153	C/C	4"	14"	20"

4"x9" Satin Stainless Steel Universal Mufflers



Part#	Config.	In/Out	Body Length	Overall
11224	C/O	2"	14"	20"
11385	D/D	2.25"	14"	20"
11365	O/C	2.25"	11"	17"
11225	O/C	2.25"	14"	20"
13215 XL Multi-Chamber	O/C	2.25"	14"	20"
11255	O/C	2.25"	18"	24"
11375	O/O	2.25"	11"	17"
11235	O/O	2.25"	14"	20"
11216	C/C	2.5"	14"	20"
11366	O/C	2.5"	11"	17"
11379	D/D	2.5"	11"	17"
11386	D/D	2.5"	14"	20"
11226	O/C	2.5"	14"	20"
13216 XL Multi-Chamber	O/C	2.5"	14"	20"
11256	O/C	2.5"	18"	24"
11376	O/O	2.5"	11"	17"
11236	O/O	2.5"	14"	20"
11229	O/C	3"	14"	20"
11259	O/C	3"	18"	24"
13278 XL Multi-Chamber	C/D	3"/2.25"	14"	20"

3.5"x7" Satin Stainless Steel Universal Mufflers



Part#	Config.	In/Out	Body Length	Overall
11134	O/O	2"	14"	20"
11132	O/O	2"/2.25"	11"	17"

4" Round Universal Muffler



Part#	Config.	In/Out	Body Length	Overall
10414	C/C	2"	14"	20"
10415	C/C	2.25"	14"	20"
10425	C/C	2.25"	18"	24"
10416	C/C	2.5"	14"	20"
14416 Brushed Finish	C/C	2.5"	14"	20"
10426	C/C	2.5"	18"	24"
14419	C/C	3"	14"	20"

6" Round Universal Muffler



Part#	Config.	In/Out	Body Length	Overall
12616	C/C	2.5"	14"	20"
12619	C/C	3"	14"	20"
14161	C/C	3.5"	14"	20"

7" Round Universal Muffler



Part#	Config.	In/Out	Body Length	Overall
12771	C/C	4"	20"	27"
12772	C/C	4"	24"	30"

5"x11" Satin Stainless Steel Universal Mufflers



Part#	Config.	In/Out	Body Length	Overall
12590	C/D	3"	22"	28"
12599	D/D	3"	22"	28"
12589	O/C	3"	22"	28"
12588	C/D	3"/2.5"	22"	28"
12909	C/O	3.5"	22"	28"
12595	C/D	3.5"/3"	22"	28"



Exhaust TIPS

T-304 Stainless Steel Tips Installed By Professionals.

MagnaFlow's Polished Stainless Steel tips will last 5 times longer than chrome tips. These super tough tips will continue to shine for years to come with a lifetime warranty against defects.

Round Single Wall 45° Slash



Diameter	Length	I.D. Inlet	Part#
3in.	18in.	2.25in.	35140
3.5in.	18in.	2.5in.	35143
4in.	18in.	2.5in.	35146

Round Single Wall 15° Rolled Edge Angle Cut



Diameter	Length	I.D. Inlet	Part#
3.5in.	18in.	2.5in.	35114
4in.	12in.	3in.	35116

Round Single Wall Rolled Edge Angle Cut



Diameter	Length	I.D. Inlet	Part#
3in.	7in.	2.25in.	35131

MAGNAFLOW X&Y PIPES


TYPE	INLET I.D.	CENTER CORE	PIPE LENGTH	PART#
Tru-X Pipe	2.5"	2.5" x 4"	12"	10791

TYPE	INLET DIAMETER	OUTLET DIAMETER	PIPE LENGTH	PART#
T-Pipe	2.5" Dual	2.5" Single	8"	10734

TYPE	INLET DIAMETER	OUTLET DIAMETER	PIPE LENGTH	PART#
Y-Pipe	2.25" Dual	2.5" Single	10"	10758

Smooth Transitions

Stamped Y-Pipe and Tru-X Pipe transitions are great for single/dual, dual/dual and balance tube applications. MagnaFlow's stainless steel Tru-X crossover pipe represents a significant leap forward in technology over traditional H-pipes. The more gentle radius allows for better exhaust gas scavenging, noise cancellation and better balance between cylinder banks. The result is a significant increase in power and torque but a reduction in db sound levels... the best of both worlds.



FREE SHIPPING ON ALL SPECIAL ORDERS AND OUT OF STOCK ITEMS.

MAGNAFLOW

**UNIVERSAL CONVERTERS
MANY MORE AVAILABLE**



Oval No Oxygen Sensor Location 12" Body L, 16" OAL, 5.625" Body W		
In/Out	OEM Grade Federal/EPA Compliant	HM Grade Federal/EPA Compliant
2"	51004	
2.25"	51005	99005HM
2.5"	51006	
3"	51009	



Oval No Oxygen Sensor Location 7.75" Body L, 11.5" OAL, 5.5" Body W	
In/Out	OEM Grade Federal/EPA Compliant
2"	51174
2.25"	51175



Oval No Oxygen Sensor Location 7.75" Body L, 11.25" OAL, 5.5" Body W	
In/Out	OEM Grade Federal/EPA Compliant
2"	51184
2.25"	51185



Round No Oxygen Sensor Location 9" Body L, 13" OAL, 4.25" Body W		
In/Out	OEM Grade Federal/EPA Compliant	HM Grade Federal/EPA Compliant
2"	51204	
2.25"	51205	99205HM
2.5"	51206	99206HM
3"	51209	



Round Post Converter Oxygen Sensor Location 9" Body L, 13" OAL, 4.5" Body W		
In/Out	OEM Grade Federal/EPA Compliant	HM Grade Federal/EPA Compliant
2"	51234	99234HM
2.25"	51235	99235HM
2.5"	51236	99236HM



Round Post Converter Oxygen Sensor 11" Body L, 15" OAL, 4.25" Body W		
In/Out	OEM Grade Federal/EPA Compliant	HM Grade Federal/EPA Compliant
2"	51304	
2.25"	51305	
2.5"	51306	99306HM



Round Midbed Oxygen Sensor Location 11" Body L, 15" OAL, 4.25" Body W		
In/Out	OEM Grade Federal/EPA Compliant	HM Grade Federal/EPA Compliant
2"	51354	99354HM
2.25"	51355	99355HM
2.5"	51356	99356HM



Round Spun No Oxygen Sensor Location 8.75" OAL, 5" OAW	
In/Out	OEM Grade Federal/EPA Compliant
2"	51654
2.25"	51655
2.5"	51656
3"	51659



Round Spun No Oxygen Sensor Location 11.5" OAL, 4" OAW	
In/Out	OEM Grade Federal/EPA Compliant
2.5"	51756



Round Post Converter Oxygen Sensor Location 11" Body L, 15" OAL, 4.25" Body W	
In/Out	OEM Grade Federal/EPA Compliant
2"	52324
2.25"	52325
2.5"	52326



Round 2 O2 Port Plugs 22.5" Body L, 28.5" OAL, 7.5" Body W	
In/Out	Standard Grade Federal/EPA Compliant
3"	55300



Round Spun No Oxygen Sensor Location 8" Body L, 8" OAL, 4" Body W	
In/Out	Standard Grade Federal/EPA Compliant
2.5"	59956
3"	59959



Round Spun No Oxygen Sensor Location 12" OAL, 6" Body W	
In/Out	HM Grade Federal/EPA Compliant
4"	60111
5"	60112



Round Spun 2 O2 Port Plugs 11.25" Body L, 15.25" OAL, 5" Body W	
In/Out	OEM Grade Federal/EPA Compliant
2"	79314
2.25"	79315
2.5"	79316



Oval Post Converter Oxygen Sensor Location 12" Body L, 16" OAL, 6.375" Body W	
In/Out	Standard Grade Federal/EPA Compliant
2.5"/2"	94037



Oval Post Converter Oxygen Sensor Location 12" Body L, 16" OAL, 5.5" Body W	
In/Out	OEM Grade Federal/EPA Compliant
3"	94039



Oval No Oxygen Sensor Location 15.5" Body L, 19.5" OAL, 6.5" Body W	
In/Out	Standard Grade Federal/EPA Compliant
3"	95509


















































Round 2 Post Oxygen Sensor Locations 11" Body L, 15" OAL, 4.25" Body W	
In/Out	California
2.25"	408065

ORDER ONLINE: www.henschelandsons.com

FREE SHIPPING ON ALL SPECIAL ORDERS AND OUT OF STOCK ITEMS.

MAGNAFLOW

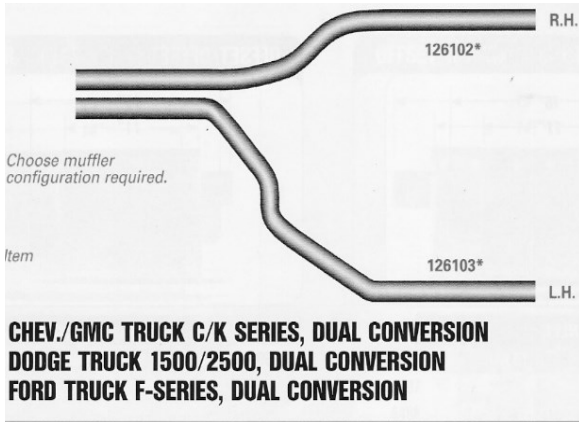
DIRECT-FIT CONVERTERS
MANY MORE AVAILABLE

 52297 Fits: 11-17 Ford F-250/ F-350 Super Duty 6.2L	 52647 Fits: 12-16 Cadillac SRX 3.6L	 54304 Fits: BL 9", BW 4.375", In/Out 2", OAL 13"	 21-017 Fits: 10-19 Ford/Lincoln Taurus, Po- lice Intercep- tor Sedan,	 21-475 Fits: 15-20 Ford F-150 3.5L	
 21-766 Fits: 11-12 Mitsubishi Outlander Sport 2.0L	 22-084 Fits: 18-20 Hyundai Tucson, Santa Fe, 16- 20 Kia	 22-118 Fits: 13-18 Mazda CX- 5, 3 2.0L	 22-167 Fits: 13-20 Ford Fusion 2.5L	 23320 Fits: 94-97 Mercury Villager, 94- 02 Nissan Quest 3.0L,	
 23408 Fits: 92-96 Chevy Cor- vette 5.7L	 24203 Fits: 06-09 Pontiac Solstice, 07- 10 Saturn Sky 2.4L	 24205 Fits: 05-09 Buick Al- lure, La- Crosse, 04- 08 Pontiac	 24404 Fits: 03-05 Toyota Tundra 4.7L	 24741 Fits: 03-09 Acura MDX, TL, RL, 03- 10 Honda Accord,	
 49239 Fits: 07-10 Ford Mustang 5.4L	 49638 Fits: 08 Chrysler Aspen, 08 Dodge Du- rango 4.7L	 49652 Fits: 07-09 Chrysler Aspen 5.7L	 49737 Fits: 11-12 Dodge Durango, 11- 12 Jeep Grand Cher-	 50317 Fits: 07-10 Hyundai Entourage, Sonata, Aze- ra, 06-10 Kia	
 51125 Fits: 09-15 Hyundai Sonata, 09- 17 Kia Opti- ma, Rondo,	 51394 Fits: 07-10 Chrysler Sebring, Pacifica, Town &	 51440 Fits: 10-15 Mazda 3, 5 2.5L	 51441 Fits: 09-14 Acura TSX 2.4L	 51547 Fits: 10-19 Cadillac CTS 3.0L, 3.6L	
 51812 Fits: 11-19 Chevy Silverado 2500, 3500, 11-19 GMC	 51833 Fits: 07-12 Nissan Versa 1.6L, 1.8L	 52029 Fits: 11-16 Honda CR-Z 1.5L	 52030 Fits: 10-14 Honda In- sight 1.3L	 52036 Fits: 13-14 Acura ILX, 12-15 Honda Civic 1.5L	
 52113 Fits: 12-20 Chevy/GMC Express/ Savana 4.8L, 6.0L	 52128 Fits: 07-18 Nissan Alti- ma, Maxima, Pathfinder 3.5L	 52129 Fits: 09-14 Nissan Maxi- ma 3.5L	 52267 Fits: 12-18 BMW 328i, 320i, 428i, 228i, 2.0L	 52428 Fits: 11-17 Ford F-150, Expedition, 15-17 Lin- coln	
 52882 Fits: 13-20 Hyundai Velostar, Elantra, 17- 19 Kia Soul	 52889 Fits: 17-20 Buick Envi- sion, 13-19 Chevy Mali- bu, Impala,	 55213 Fits: 87-97 Ford E-250, E-350, F- 250, F-350, 5.8L, 7.5L	 55320 Fits: 97-07 E -250, E-350, E-450, E- 150, 5.4L, 6.8L	 93416 Fits: 03 Dodge Ram 1500 5.7L	
 93671 Fits: 99-04 Ford Mus- tang 4.6L	 280173 Fits: 13-21 Buick En- core, 11-21 Chevy Cruze, Sonic,	 551833 Fits: 07-12 Nissan Versa 1.6L, 1.8L	 4561140 Fits: 05-06 Chrysler 300, Dodge Charger Magnum	 5531291 Fits: 04-09 Toyota Camry 2.4L	
 5531429 Fits: 12-15 Hyundai Accent, Ve- loster, Kia Rio, Soul	 5531297 Fits: 11-16 Ford F-250/F -350 Super Duty 6.2L	MAGNAFLOW		MAGNAFLOW	
		MAGNAFLOW		MAGNAFLOW	

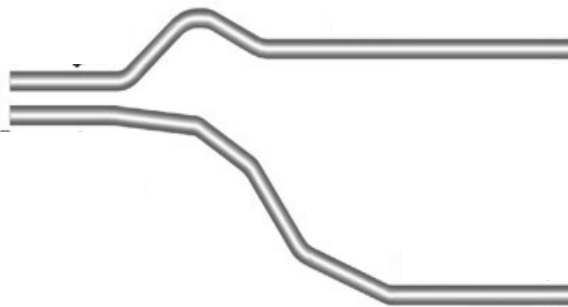
ORDER ONLINE: www.henschelandsons.com

FREE SHIPPING ON ALL SPECIAL ORDERS AND OUT OF STOCK ITEMS.

14 GAUGE MANDREL DUAL CONVERSION TAIL PIPES



14 Gauge Mandrel Tail Pipes			
Right Side #	Left Side #	Diameter	Material
26102S	26103S	2.25"	Stainless Steel
H25409	H25410	2.5"	Stainless Steel
26106M	26107M	3"	Aluminized
H25411	H25412	3"	Stainless Steel



RANGER, DAKOTA, S10 PICKUPS

14 Gauge Mandrel Tail Pipes			
Right Side #	Left Side #	Diameter	Material
G22566M	G22570M	2.25"	Aluminized
G22567M	G22571M	2.5"	Aluminized



Stainless Steel Smooth Transitions

Use Mandrel-Bent Smooth Transitions for custom system fabrication with no reduction in the bends.

TUBING



Part#	Size	Length	Gauge	Material
3501016A	3 1/2"	10'	16	Aluminized
4001016S	4"	10'	16	Stainless

TYPE	INLET DIAMETER	C-LINE RADIUS	LENGTH TO BEND	PART#
L-180	2.5"	4"	14"	10716M
L-180	3"	5"	14"	10719M

FREE SHIPPING ON ALL SPECIAL ORDERS AND OUT OF STOCK ITEMS.

MANDREL PREBENT

Aluminized

DODGE MANDREL BENT TAILS



62-74 "B" BODY—
 GTX—SATELLITE
 CHARGER—
 ROADRUNNER—
 CORONET—
 SUPERBEE

LEFT SIDE #OP9172MB

**RIGHT SIDE
 #OP9171MB**

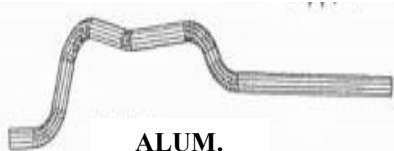


**STAINLESS STEEL
 MANDREL 90° BEND**

4" - PART# B40090450-409

**STAINLESS STEEL MAN-
 DREL 45° BEND**

4" - PART# B40045450-409



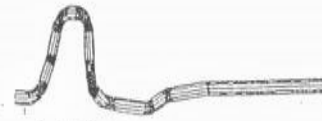
**ALUM.
 MANDREL
 BENT**

**RIGHT SIDE
 TL1117 (2 1/2")
 OP9337MB (3")**

**1968-72 CAMARO'S
 DUAL SYSTEM**

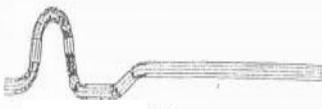


**LEFT SIDE
 TL1116 (2 1/2")
 OP9338MB (3")**



**RIGHT SIDE
 TL1127 (2 1/2")
 TL1119 (3")**

**1964-77 CHEVELLE, SKY-
 LARK, CUTLASS & PON-
 TIAC GTO. "A" BODY**



**LEFT SIDE
 TL1126 (2 1/2")
 TL1118 (3")**

Application

Dodge Diesel Trucks




Mandrel Bent

Part#	Dia.	Material
54997M	4"	Aluminized
54997MS	4"	Stainless Steel



Part# TL1095S

5 INCH STAINLESS STEEL PIPE 2 PIECE,
 FITS: 94-97.5 DIESEL TRUCKS



Part# FRLOAAS02S

Stainless Steel Overaxle Pipe w/Air- Ride
 Suspension For 2002-Up Freight-liner Mercedes 4
 & 6 cyl. Engine

FREE SHIPPING ON ALL SPECIAL ORDERS AND OUT OF STOCK ITEMS.

FLEX PIPES



PART #	DESCRIPTION
FT13404BI	1 3/4" X 4" FLEX BLANK INTERBRAIDED ENDS
FT13404NI	1 3/4" X 4" DOUBLE FLEX 1 3/4" ENDS
FT13406BI	1 3/4" X 6" FLEX BLANK INTERBRAIDED ENDS
FT13406NI	1 3/4" X 6" DOUBLE FLEX 1 3/4" ENDS
FT13408BI	1 3/4" X 8" FLEX BLANK INTERBRAIDED ENDS
FT13408NI	1 3/4" X 8" DOUBLE FLEX 1 3/4" ENDS
FT13410BI	1 3/4" X 10" FLEX BLANK INTERBRAIDED ENDS
FT13410NI	1 3/4" X 10" DOUBLE FLEX 1 3/4" ENDS
FT20004BI	2" X 4" FLEX BLANK INTERBRAIDED ENDS
FT20004NI	2" X 4" DOUBLE FLEX 2" ENDS
FT20006BI	2" X 6" FLEX BLANK INTERBRAIDED ENDS
FT20006NI	2" X 6" DOUBLE FLEX 2" ENDS
FT20008BI	2" X 8" FLEX BLANK INTERBRAIDED ENDS
FT20008NI	2" X 8" DOUBLE FLEX 2" ENDS
FT20010BI	2" X 10" FLEX BLANK INTERBRAIDED ENDS
FT20010NI	2" X 10" DOUBLE FLEX 2" ENDS


PART #	DESCRIPTION
FT22504BI	2 1/4" X 4" FLEX BLANK INTERBRAIDED ENDS
FT22504NI	2 1/4" X 4" DOUBLE FLEX 2 1/4" ENDS
FT22506BI	2 1/4" X 6" FLEX BLANK INTERBRAIDED ENDS
FT22506NI	2 1/4" X 6" DOUBLE FLEX 2 1/4" ENDS
FT22508BI	2 1/4" X 8" FLEX BLANK INTERBRAIDED ENDS
FT22508NI	2 1/4" X 8" DOUBLE FLEX 2 1/4" ENDS
FT22510BI	2 1/4" X 10" FLEX BLANK INTERBRAIDED ENDS
FT22510NI	2 1/4" X 10" DOUBLE FLEX 2 1/4" ENDS
FT25004BI	2 1/2" X 4" FLEX BLANK INTERBRAIDED ENDS
FT25004NI	2 1/2" X 4" DOUBLE FLEX 2 1/2" ENDS
FT25006BI	2 1/2" X 6" FLEX BLANK INTERBRAIDED ENDS
FT25006NI	2 1/2" X 6" DOUBLE FLEX 2 1/2" ENDS
FT25008BI	2 1/2" X 8" FLEX BLANK INTERBRAIDED ENDS
FT25008NI	2 1/2" X 8" DOUBLE FLEX 2 1/2" ENDS
FT25010BI	2 1/2" X 10" FLEX BLANK INTERBRAIDED ENDS
FT30006BI	3" X 6" FLEX BLANK INTERBRAIDED ENDS
FT30006NI	3" X 6" DOUBLE FLEX 3" ENDS
FT30010NI	3" X 10" DOUBLE FLEX 3" ENDS

3/8" U-Bolt w/Slotted Hole HD Saddle & Flange Nuts



Part#	SIZE	BOX QTY
MC7214A-050	2 1/4"	50
MC7300A-050	3"	50

5/16" U-Bolt W/Round Hole HD Saddle & Flange Nuts



Part#	SIZE	BOX QTY
MC4212A-050	2-1/2"	50

3/8" U-Bolt W/Round Hole HD Saddle & Flange Nuts



Part#	SIZE	BOX QTY
MC8134A-050	1-3/4"	50
MC8200A-050	2"	50
MC8214A-050	2-1/4"	50
MC8212A-050	2-1/2"	50

FREE SHIPPING ON ALL SPECIAL ORDERS AND OUT OF STOCK ITEMS.



Hangers, Brackets, & Wires

<p>FOR 9/16" THICK USE BR104X</p> <p>3/8" HOLES</p> <p>3/8" THICK</p> <p>1-3/8"</p> <p>5-1/2"</p> <p>1-1/8" RADIUS</p> <p>1-13/32"</p> <p>Part# BR104-100</p>	<p>2"</p> <p>11/32" THICK</p> <p>8"</p> <p>1-3/8" RADIUS</p> <p>Part# BR107-001 Part# BR107-050</p>	<p>1/2" HOLE</p> <p>3-1/8"</p> <p>2"</p> <p>1"</p> <p>Part# BR400-010</p>	<p>5-16" HOLES</p> <p>1-1/2"</p> <p>7/8"</p> <p>2-13/16"</p> <p>Part# BR560-010</p>
<p>5/16" HOLE</p> <p>1-7/8"</p> <p>Part# BR784-010</p>	<p>2-9/16"</p> <p>1/2" HOLES</p> <p>1-5/8"</p> <p>1"</p> <p>Part# BR867-010</p>	<p>2"</p> <p>10"</p> <p>1/2" THICK</p> <p>Part# FW902-25</p>	<p>1-1/4"</p> <p>6"</p> <p>Part# BR91914-025</p>
<p>14"</p> <p>5/16" ROD</p> <p>Part# BR92167-025</p>	<p>14"</p> <p>3/8" ROD</p> <p>Part# BR92168-025</p>	<p>14"</p> <p>1/2" ROD</p> <p>Part# BR92169-025</p>	<p>5-5/8"</p> <p>OFFSET MOUNTING</p> <p>DOUBLE ATTACHMENT</p> <p>CLOSED END SWIVEL</p> <p>FOR OPEN END USE BR92193</p> <p>Part# BR92170-050</p>
<p>Part# BR92172-001 Part# BR92172-050</p>	<p>1"</p> <p>1-1/4"</p> <p>8"</p> <p>STAINLESS STEEL</p> <p>5/16" WIRE</p> <p>Part# BR92216-010</p>	<p>1"</p> <p>1-1/4"</p> <p>8"</p> <p>3/8" WIRE</p> <p>Part# BR92218-025</p>	<p>3/8" WIRE</p> <p>3/4"</p> <p>17/8"</p> <p>8 1/2"</p> <p>Part# FW897-B25</p>
<p>1-1/4"</p> <p>2-1/8"</p> <p>13/32" HOLES</p> <p>Part# BR92256-050</p>	<p>10"</p> <p>2"</p> <p>3/8" THICK</p> <p>Part# BR92257-025</p>	<p>1"</p> <p>1-1/4"</p> <p>6"</p> <p>5/16" WIRE</p> <p>Part# BR99003-025</p>	<p>10"</p> <p>3-1/2"</p> <p>1/2" WIRE</p> <p>Part# FW903-25</p>



Hardware



Standard Studs w/o Finders



Standard Studs w/Finders



Standard Thread Length



Full Thread Length

<u>Studs And Screws</u>		
<u>Manifold Studs</u>		
<u>Part #</u>	<u>Description</u>	<u>Box Qty.</u>
H233-050	3/8" x 3-1/2" Coarse Chrysler W/Finders	50
H561-050	3/8" x 2-1/2" Coarse GM W/Finders	50
H564-050	7/16" x 2-1/2" Coarse Ford	50
H570-010	7/16" x 3-1/2" Coarse Ford	10

<u>Metric Manifold Studs</u>		
<u>Part #</u>	<u>Description</u>	<u>Box Qty.</u>
H197-100	Size: 8mm x 43mm Thread Pitch: 1.25P Application: Nissan/VW	100
H210-100	Size: 10mm x 43mm Thread Pitch: 1.25P Application: Honda/VW	100
H212-100	Size: 10mm x 50mm Thread Pitch: 1.50P Application: Pinto/Capri/Volvo	100

<u>Hexagon Self-Tapping Screws</u>		
<u>Part #</u>	<u>Description</u>	<u>Box Qty.</u>
H170-100	5/16" x 1"	100
H174-100	3/8" x 1-1/2"	100

<u>Hexagon Thread Cutting Screws</u>		
<u>Part #</u>	<u>Description</u>	<u>Box Qty.</u>
H238-100	5/16" x 1/2"	100

<u>Washers</u>		
<u>Flat Washers</u>		
<u>Part #</u>	<u>Description</u>	<u>Box Qty.</u>
H180-100	Size: 1/4" I.D.: 5/16" O.D.: 3/4" Class: SAE	100
H181-100	Size: 5/16" I.D.: 3/8" O.D.: 7/8" Class: Plate (USS)	100
H184-100	Size: 3/8" I.D.: 7/16" O.D.: 1" Class: Plate (USS)	100
H182-100	Size: 5/16" I.D.: 3/8" O.D.: 1-1/4" Class: Fender	100
H183-100	Size: 3/8" I.D.: 7/16" O.D.: 1-1/2" Class: Fender	100
H185-100	Size: 7/16" I.D.: 1/2" O.D.: 1-1/4" Class: Plate (USS)	100
H186-100	Size: 1/2" I.D.: 9/16" O.D.: 1-3/8" Class: Plate (USS)	100
H216-100	Size: 3/8" I.D.: 13/32" O.D.: 13/16" Class: SAE	100

<u>Spring Lock Washers</u>		
<u>Part #</u>	<u>Description</u>	<u>Box Qty.</u>
H176-100	Bolt Size: 5/16", ID. .314-.322, OD .583	100
H177-100	Bolt Size: 3/8", ID. .377-.385, OD .680	100

<u>Hexagon Bolts</u>		
<u>Hexagon Cap Bolts</u>		
<u>Part #</u>	<u>Description</u>	<u>Box Qty.</u>
H146-100	5/16" x 1" Coarse	100
H149-100	3/8" x 1" Coarse	100
H150-100	3/8" x 1-1/4" Coarse	100
H155-050	7/16" x 1" Coarse	50
H205-100	3/8" x 2-1/2" Coarse	100
H234-100	3/8" x 2" Coarse	100
H237-100	5/16" x 1-1/2" Coarse Full Thread Length	100
H240-100	5/16" x 2" Coarse	100
H246-100	3/8" x 1-1/2" Coarse	100
H247-050	3/8" x 3" Coarse	50
H249-100	5/16" x 3" Coarse Full Thread Length	100


<u>Metric Hexagon Bolts</u>		
<u>Part #</u>	<u>Description</u>	<u>Box Qty.</u>
H283-100	8mm x 40mm Full Thread Length	100
H354-100	10mm x 30mm Full Thread Length	100
H353-100	10mm x 40mm Full Thread Length	100

<u>Nuts</u>		
<u>Hexagon Nuts</u>		
<u>Part #</u>	<u>Description</u>	<u>Box Qty.</u>
H100-100	1/4" Coarse Standard	100
H101-100	5/16" Coarse Standard	100
H102-100	3/8" Coarse Standard	100
H103-050	7/16" Coarse Standard	50
H201-100	5/16" Coarse Serrated Flange	100
H202-100	3/8" Coarse Flange	100
H367-100	3/8" Coarse Serrated Flange	100

<u>Metric Hexagon Nuts</u>		
<u>Part #</u>	<u>Description</u>	<u>Box Qty.</u>
H206-100	Size: 6mm Thread Pitch: 1.25P Standard	100
H207-100	Size: 8mm Thread Pitch: 1.25P Standard	100
H209-100	Size: 10mm Thread Pitch: 1.25P Application: (Honda, Toyota) Standard	100
H208-100	Size: 10mm Thread Pitch: 1.50P Standard	100

FREE SHIPPING ON ALL SPECIAL ORDERS AND OUT OF STOCK ITEMS.

**Stainless Steel Whisper Quiet
Universal Mufflers**



<u>Part#</u>	<u>Inlet/Outlet</u>	<u>Length</u>	<u>Body Size</u>
STL2268	2 1/2" D/C	18" Body 24" OAL	5"x11"



**PART# R38
10FT. SECTION
OF 3/8" STEEL
STRAIGHT ROD**

**PART# R12
10FT. SECTION
OF 1/2" STEEL
STRAIGHT ROD**



**STAINLESS STEEL
MANDREL 90° BEND**


2 1/4" - PART# S22590
2 1/2" - PART# S25090
3" - PART# S30090

**ALUMINIZED
STEEL MANDREL
90° BEND**

2 1/4" - Part# A22590
2 1/2" - Part# A25090
3" - PART# A30090

**PART# 1123 11 LB. 023
MIG WIRE**

**PART# 1130 11 LB.
030 MIG WIRE**



**PART# 3335 33 LB.
035 MIG WIRE**

**STAINLESS STEEL
MANDREL 45° BEND**

2 1/4" - PART# S22545
2 1/2" - PART# S25045
3" - PART# S30045

**ALUMINIZED
STEEL MANDREL
45° BEND**

2 1/4" - PART# A22545
2 1/2" - PART# A25045
3" - PART# A30045



**Part# 63S O2 Sensor Boss M18 x 1.5
(Stainless Steel)**

PCI POLLUTION
CONTROL
INDUSTRIES



**Part# 454 AMC/Jeep A.I.R. Rail-81-84
4.2L 258 AMC/Jeep J-trucks, Scrambler and
Wagoneer**



**Part# 566 Cutting Wheel Hardened Tool
Steel replaces 1.17" (30mm) diameter
cutting wheel Rigid E-219/Model 30**



- Handcrafted Chambered Mufflers
- Precision Fitment and Installer Friendly Design
- 16 Gauge Aluminized Steel Construction
- High-Heat Premium Powder Coat Finish
- Improved Flow Characteristics

4" x 9.5" Oval
2 Chamber
Offset / Center



↳ NON-REVERSIBLE

PN	BL	OA	IN	OUT
SFS42441	13"	19"	2.25"	2.25"
SFS42541	13"	19"	2.5"	2.5"
SFS43041	13"	19"	3"	3"

4" x 9.5" Oval
2 Chamber
Center / Dual



↳ NON-REVERSIBLE

PN	BL	OA	IN	OUT	C-C
SFS425422	13"	19"	2.5"	2.25"	5"
SFS430402	13"	19"	3"	2.5"	5"

4" x 9.5" Oval
1 Chamber
Center / Dual



↳ NON-REVERSIBLE

PN	BL	OA	IN	OUT	C-C
SFS430152	6.5"	12.5"	3"	2.5"	5"

4" x 9.5" Oval
1 Chamber
Offset / Center



↳ NON-REVERSIBLE

PN	BL	OA	IN	OUT
SFS424110	6.5"	12.5"	2.25"	2.25"
SFS425110	6.5"	12.5"	2.5"	2.5"

4" x 9.5" Oval
1 Chamber
Dual / Dual



↳ NON-REVERSIBLE

PN	BL	OA	IN	OUT	C-C
SFS425154	6.5"	12.5"	2.5"	2.5"	5"

4" x 9.5" Oval
2 Chamber
Offset / Offset



↳ NON-REVERSIBLE

PN	BL	OA	IN	OUT
SFS42443	13"	19"	2.25"	2.25"
SFS42543	13"	19"	2.5"	2.5"
SFS43043	13"	19"	3"	3"

4" x 9.5" Oval
1 Chamber
Center / Center



↳ NON-REVERSIBLE

PN	BL	OA	IN	OUT
SFS424109	6.5"	12.5"	2.25"	2.25"
SFS425109	6.5"	12.5"	2.5"	2.5"
SFS430109	6.5"	12.5"	3"	3"

4" x 9.5" Oval
1 Chamber
Offset / Offset



↳ NON-REVERSIBLE

PN	BL	OA	IN	OUT
SFS425111	6.5"	12.5"	2.5"	2.5"

4" x 9.5" Oval
1 Chamber
Center / Offset



↳ NON-REVERSIBLE

PN	BL	OA	IN	OUT
SFS425112	6.5"	12.5"	2.5"	2.5"

4" x 9.5" Oval
2 Chamber
Center / Center



↳ NON-REVERSIBLE

PN	BL	OA	IN	OUT
SFS42540	13"	19"	2.5"	2.5"

4" x 9.5" Oval
1 Chamber
Center / Center



↳ NON-REVERSIBLE

PN	BL	OA	IN	OUT
SF425109	6.5"	12.5"	2.5"	2.5"
SF430109	6.5"	12.5"	3"	3"

4" x 9.5" Oval
1 Chamber
Center / Center



↳ NON-REVERSIBLE

PN	BL	OA	IN	OUT
----	----	----	----	-----

SF430109 6.5" 12.5" 3" 3"


4" x 9.5" Oval
2 Chamber
Center / Offset



↳ NON-REVERSIBLE

PN	BL	OA	IN	O
SFS42542	13"	19"	2.5"	2.5"

4" x 9" OVAL
Offset / Offset
 ↔ REVERSIBLE



PN	BL	OA	IN	O
SM64111	7"	12"	2.25"	2.25"
SM65111	7"	12"	2.5"	2.5"
SM60111	7"	12"	3"	3"

4" x 9" OVAL
Dual / Dual
 ↔ REVERSIBLE




PN	BL	OA	IN	O	C-C
SM65154	7"	12"	2.5"	2.5"	4"

4" x 9" OVAL
Offset / Center
 ↔ REVERSIBLE



PN	BL	OA	IN	O
SM64110	7"	12"	2.25"	2.25"
SM65110	7"	12"	2.5"	2.5"
SM60110	7"	12"	3"	3"

5" x 11" OVAL
Offset / Center
 ↔ REVERSIBLE



PN	BL	OA	IN	O
SM12909	22"	28"	3.5"	3.5"

4" x 9" OVAL
Dual / Dual
 ↔ REVERSIBLE



PN	BL	OA	IN	O	C-C
SM11386	14"	20"	2.5"	2.5"	4"

4" x 9" OVAL
Center / Center
 ↔ REVERSIBLE



PN	BL	OA	IN	O
SM11215	14"	20"	2.25"	2.25"
SM11216	14"	20"	2.5"	2.5"
SM11219	14"	20"	3"	3"



STREET MAX **MUFFLERS**

Features the best possible flow with its straight through design. This packed muffler offers a deep, quality sound with its perforated flow tube. All stainless construction has fully welded seams for superior quality and durability.

- Straight Through Design
- Deep Performance Tone
- Stainless & Fully Welded
- Reversible

4" x 9" OVAL
Center / Dual
 ↔ REVERSIBLE



PN	BL	OA	IN	O	C-C
SM65122	7"	12"	2.5"	2.25"	4"
SM60122	7"	12"	3"	2.25"	4"
SM60152	7"	12"	3"	2.5"	4"

4" x 9" OVAL
Center / Center
 ↔ REVERSIBLE



PN	BL	OA	IN	O
SM64109	7"	12"	2.25"	2.25"
SM65109	7"	12"	2.5"	2.5"
SM60109	7"	12"	3"	3"



T-Style Mufflers

Street-Performance.com

Eco Plus T-Style Mufflers

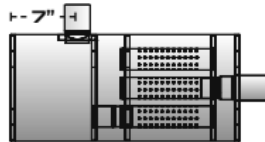
Best in its class! The EcoPlus muffler line is 100% North American made, delivering effective sound control and premium quality. The double wrapped body alongside the interlocked seams reinforces the integrity of the muffler, preventing an inferior "oil-canning" effect. True to size, most EcoPlus mufflers feature a smooth inlet and outlet diameter without any expansions or reductions. The fully welded necks provide additional reinforcement, preventing nasty exhaust leaks from developing.

- Double Wrapped Body with Interlocked Seams
- Optimal Two or Three Internal Baffle Design
- Precision Fitment & Installer Friendly Design
- Available in Multiple Configurations & Diameters
- Reinforced Welded Necks



5" x 11" Oval Side Body / Center

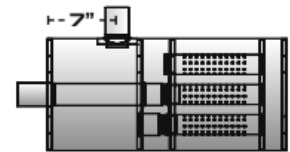
↳ NON-REVERSIBLE



PN	BL	OA	IN	O
EP3090	24"	27"	2.5"	2.5"

5" x 11" Oval Side Body / Center

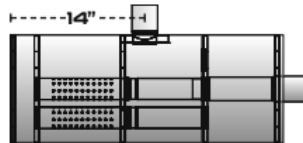
↳ NON-REVERSIBLE



PN	BL	OA	IN	O
EP3089	24"	27"	2.25"	2.25"

5" x 11" Oval Side Body / Center

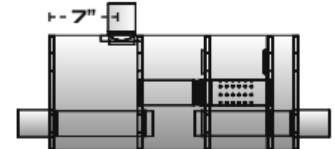
↳ NON-REVERSIBLE



PN	BL	OA	IN	O
EP3092	28"	31"	2.5"	2.5"

5" x 11" Oval Side Body / Dual Opposite

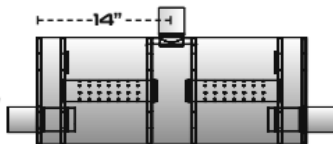
↳ NON-REVERSIBLE



PN	BL	OA	IN	O
EP3091	24"	30"	2.5"	2.5"

5" x 11" Oval Side Body / Dual Opposite

↳ NON-REVERSIBLE



PN	BL	OA	IN	O
EP3093	28"	34"	2.5"	2.5"

- Fully Welded Body
- 16-Gauge Aluminized Steel Construction
- Louvered Cores Provide a Mild Performance Tone
- Ideal for Heavy-Duty Applications
- 100% North American Made
- Multiple Configurations & Diameters
- Popular Direct-Fit Options Available



Premium Duty - PD2500 9" x 12" Oval Body Muffler - 3" Dual In 3" Dual Out

PD2500

- Heavy Duty Muffler
- 9.0" x 12.0" Oval Body
- 24.0" Body Length



Premium Duty - PD2506 9" x 12" Oval Body Muffler - 3" Dual In 3" Dual Out

PD2506

- Heavy Duty Muffler
- 9.0" x 12.0" Oval Body
- 24.0" Body Length



Premium Duty - PD2505 9" x 12" Oval Body Muffler - 3" Dual In 3" Dual Out

PD2505

- Heavy Duty Muffler
- 9.0" x 12.0" Oval Body
- 24.0" Body Length



EXHAUST TIPS

Street Style Features:

- Various Styles & Designs
- High-Quality Construction
- Available In Various Finishes
- Bolt-On / Clamp-On / Weld-On
- Available In Various Diameters
- Double-Wall & Single Wall Styles
- Solutions for Every Application



15° Rolled Angle
Polished / Weld / Clamp
Stainless Steel



Rolled Straight Pencil
Polished / Weld-On
Stainless Steel

Part#	Size/Length	Inlet
TASSS243009RPL	3"x9"	2.25"
TASSS243012RPL	3"x12"	2.25"
TASSS243018RPL	3"x18"	2.25"
TASSS253518RPL	3.5"x18"	2.5"

Part#	Size/Length	Inlet
TASSS5812RAC	4"x12"	2.5"
TASSS5818RAC	4"x18"	2.5"
TASSS405015RAC	5"x15"	4"
TASSS407015RAC	7"x15"	4"
TASSS507015RAC	7"x15"	5"



Dbi Wall Rolled Slant
Clamp-On / Weld-On
Polished Stainless

Part#	Size/Length	Inlet
TASSS076	4"x7"	2.25"



15° Rolled Angle Cut
Clamp-On / Weld-On
Black Powder Coat SS

Part#	Size/Length	Inlet
TASSS405015RACBLK	5"x15"	4"
TASSS406015RACBLK	6"x15"	4"




Dbi Wall Slant
Weld-On
Polished Stainless

Part#	Size/Length	Inlet
TASSS25112	3.5"x9"	2.5"



Dual Rolled Angle
Clamp-On / Weld-On
Polished Stainless

Part#	Size/Length	Inlet
TASSS026S	3.5"x12"	2.25"



45° Angle Cut
Polished / Weld-On
Stainless Steel

Part#	Size/Length	Inlet
TASSS253518AC	3.5"x18"	2.5"



Camaro Slant Cut
Clamp-On / Weld-On
Polished Stainless


Part#	Size/Length	Inlet
TASSS027E	2"x8"x10" Seamless	2.5"

The heat test show no discoloration of the finish that you typically see in polished stainless and the Salt Spray Test shows that our tips will last more than twice as long as traditional chrome in the same conditions.




ROLLED ANGLE CUT CAMO TIPS

<u>Part#</u>	<u>Size/Length</u>	<u>Inlet</u>
RAC6184CAMO	6x18	4



V-CHAMBER GLASS-PACKS (SOUNDS SIMILAR TO A 40 SERIES FLOWMASTER)

<u>Part#</u>	<u>Length/OAL</u>	<u>Inlet/Outlet</u>
FFR13200	13/19 1/2	2
FFR13212	13/19 1/2	2.5
FFR13214	13/19 1/2	2.25
FFR13300	13/19 1/2	3




TRIPLE PLATED CHROME PENCIL TIPS

<u>Part#</u>	<u>Size/Length</u>	<u>Inlet</u>
PT212	2.75x9	2.5
PT214	2.5x9	2.25



CHAMBERED GLASS PACK WITH DUAL OUTLETS

<u>Part#</u>	<u>INLET</u>	<u>DUAL OUTLET</u>
FFRD-225-225	2 1/4"	2 1/4"
FFRD-225-250	2 1/4"	2 1/2"
FFRD-250-225	2 1/2"	2 1/4"
FFRD-250-250	2 1/2"	2 1/2"
FFRD-300-225	3"	2 1/4"
FFRD-300-250	3"	2 1/2"



409 STAINLESS CHROME ROLLED ANGLE CUT

<u>Part#</u>	<u>Size/Length</u>	<u>Inlet</u>
RAC418CS	4x18	2.5
RAC31212CS	3.5x12	2.25



TRIPLE PLATED CHROME DUAL TRANS AM

<u>Part#</u>	<u>Size/Length</u>	<u>Inlet</u>
DT214	2.25	2.25



409 STAINLESS CHROME ANGLE CUT

<u>Part#</u>	<u>Size/Length</u>	<u>Inlet</u>
AC412CS	4x12	2.5
AC418CS	4x18	2.5
AC31212CS	3.5x12	2.25
AC31218CS	3.5x18	2.25

FREE SHIPPING ON ALL SPECIAL ORDERS AND OUT OF STOCK ITEMS.

Hi-Performance Mufflers

**16 Gauge • 100% Aluminized • Totally Welded Construction
Ceramic Powdercoated • V-Technology**

**ORIGINAL TWO CHAMBER
4" Tall x 9" Wide • 13" Body Length • 19" Overall Length**

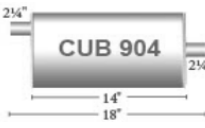


Part#	Inlet	Outlet	Config.
TB4422	2 1/4"	2 1/4"	C/D
TB5422	2 1/2"	2 1/4"	C/D
TC5400	2 1/2"	2 1/2"	C/D
TC0422	3"	2 1/4"	C/D

Single Chamber "Race Muffler"

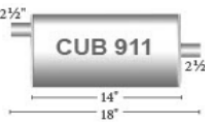
4" Tall x 9" Wide / 6 1/2" Body Length / 13" Overall Length

Part#	Inlet	Outlet	Config.	Part#	Inlet	Outlet	Config.	Part#	Inlet	Outlet	Config.
TR426	2 1/2"	2 1/2"	C/C	TR425	2 1/2"	2 1/4"	C/D	TR429	2 1/4"	2 1/4"	O/O
TR428	3"	3"	C/C	TR427	3"	2 1/2"	C/D				




CUB 904
14" / 18" diameter

Premium Universal Mufflers
3 Tube/2 Baffle.
Double Wrapped.
Aluminized. Welded
Nipples. 4"x9" Turbo





















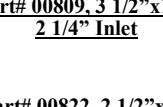


CUB 911
14" / 18" diameter

Part# 00725
4" Silencer Tip
Inlet Size: 2 1/4"
Body Size: 5.7" Round
Overall Length: 20"



Stainless Steel Tips

Hi Polished Stainless Steel Tips

 Part# 00731, 4" Round, 9" Long, 2 1/4" Inlet	 Part# 00733, 3" Round Double Wall, 7" Long, 2 1/4" Inlet	 Part# 00734, 4"x3 1/2", 7" Long, 2 1/4" Inlet	 Part# 00745, 2 1/2" Rolled Pencil, 10" Long, 2 1/4" Inlet	 Part# 00747, 5 1/2"x3" Rolled Slant Oval, 9 1/2" Long, 2 1/4" Inlet
 Part# 00747-212, 5 1/2"x3" Rolled Slant Oval, 9 1/2" Long, 2 1/2" Inlet	 Part# 00749, 7 3/4"x2" Camaro, 10" Long, 2 1/2" Inlet	 Part# 00755, 3 1/2" Dual Turn Up, 12" Long, 2 1/4" Inlet	 Part# 00756, 3 1/2" Dual Rolled Slant, 12" Long, 2 1/4" Inlet	 Part# 00759, 3 1/2" Dual Slant Double Wall, 14" Long, 3" Inlet
 Part# 00796, 3" Double Wall, 7" Long, 2 1/4" Inlet	 Part# 00798, 4 1/2" Double Wall Slant, 8" Long, 2 1/4" Inlet	 Part# 00799, 3 3/4"x3 1/4" Oval Double Wall, 7" Long, 2 1/4" Inlet	 Part# 00800, 3 1/2" Dual Rolled Edge, 9 1/2" Long, 2 1/4" Inlet	 Part# 00801, 3" Double Wall Slant, 8" Long, 2 1/4" Inlet
 Part# 00802, 3 1/2" Double Wall Slant, 8" Long, 2 1/4" Inlet	 Part# 00803, 4" Double Wall Slant, 8" Long, 2 1/4" Inlet	 Hi Polished Rolled Pencil Tips	 Part# 00809, 3 1/2"x12", 2 1/4" Inlet	 Part# 00831, 6"x3", Rolled Slant Oval, 9" Long, 2 1/4" Inlet
		 Part# 00822, 2 1/2"x9", 2 1/4" Inlet		



Stainless Steel Tips

Hi Polished Stainless Steel Diesel Tips

 Part # 00764 5" Rolled Angle 15" Long 4" Inlet	 Part # 00765 6" Rolled Angle 15" Long 5" Inlet	 Part # 00815 5" Double Wall Angle Cut 12" Long 4" Bolt-On Inlet
-----------------------------------------------------------------------------------------------------------------------------------------------------	-----------------------------------------------------------------------------------------------------------------------------------------------------	-------------------------------------------------------------------------------------------------------------------------------------------------------------------------

Super Duty Vented Diesel Tips

Part # 00768
 5" Straight Cut
 16" Long
 4" Inlet



Hi Polished "Black Stainless" Tips

45° Angle Cut

- | | |
|------------------------------------------------------|------------------------------------------------------|
| Part # 00738S
3" x 18"
2 1/4" Inlet | Part # 00739S
3 1/2" x 18"
2 1/4" Inlet |
| Part # 00740S
3 1/2" x 22"
2 1/4" Inlet | Part # 00742S
4" x 18"
2 1/4" Inlet |



30° Rolled Angle

- Part # 00739RS**
 3 1/2" x 18"
 2 1/4" Inlet



- Part # 00742RS**
 4" x 18"
 2 1/4" Inlet




- Part # 00747S**
 5 1/2" x 3" Rolled Slant Oval
 9 1/2" Long
 2 1/4" Inlet



- Part # 00756S**
 3 1/2" Dual Rolled Slant
 12" Long
 2 1/4" Inlet

Hi Polished 45° Angle Cut Stainless Steel Truck Tips



- | | | |
|---------------------------------------------------------|-----------------------------------------------------|-----------------------------------------------------|
| Part # 00744
3" x 12"
2 1/4" Inlet | Part # 00738
3" x 16"
2 1/4" Inlet | Part # 00753
3 1/2" x 12"
2 1/4" Inlet |
| Part # 00753-212
3 1/2" x 12"
2 1/2" Inlet | Part # 00829
3 1/2" x 16"
2 1/4" Inlet | Part # 00739
3 1/2" x 18"
2 1/4" Inlet |
| Part # 00739-212
3 1/2" x 18"
2 1/2" Inlet | Part # 00740
3 1/2" x 22"
2 1/4" Inlet | |
| Part # 00754
4" x 12"
2 1/4" Inlet | Part # 00742
4" x 18"
2 1/4" Inlet | |
| | Part # 00743
4" x 22"
2 1/4" Inlet | |

Hi Polished 30° Rolled Angle Stainless Steel Truck Tips



- | | | |
|---------------------------------------------------------|------------------------------------------------------|------------------------------------------------------|
| Part# 00742R-212
4" X 18"
2 1/2" Inlet | Part # 00738R
3" x 16"
2 1/4" Inlet | Part# 00754R
4" X 12"
2 1/4" Inlet |
| Part # 00753R
3 1/2" x 12"
2 1/4" Inlet | Part # 00829R
3 1/2" x 16"
2 1/4" Inlet | Part # 00739R
3 1/2" x 18"
2 1/4" Inlet |
| Part# 00739R-212
3 1/2" x 18"
2 1/2" Inlet | Part # 00740R
3 1/2" x 22"
2 1/4" Inlet | Part # 00742R
4" x 18"
2 1/4" Inlet |
| Part# 00753R-212
3 1/2" X 12"
2 1/2" Inlet | Part # 00743R
4" x 22"
2 1/4" Inlet | Part# 00744R
3" X 12"
2 1/4" Inlet |



Direct Fit Converters

33T1020
MANIFOLD, RIGHT

YEAR	MAKE	MODEL	CYL	ENGINE	POSITION
2007	TOYOTA	4RUNNER	6	V6 4.0L 1GRFE	Right
07-10	TOYOTA	FJ CRUISER	6	V6 4.0L 1GRFE	Right
05-09	TOYOTA	TACOMA	6	V6 4.0L 1GRFE	Right
05-09	TOYOTA	TUNDRA	6	V6 4.0L 1GRFE	Right

New GENERATION SPUN FORMED CONVERTER
One Piece Polished Stainless Steel • Zero Leakage – Fits Tight Applications

2 & 3 Way - 5.9L/6,000 Lbs. • Angled Inlet or Outlet
4" Round x 8" Long • OBDII Compliant (Exc. Calif.)

Part #	Inlet/Outlet
402200	2"
402225	2 1/4"

2 & 3 Way - 5.9L/6,000 Lbs.
4" Round x 11" Long
OBDII Compliant (Exc. Calif.)

Part#	Inlet/Outlet
410175	1 3/4"
410200	2"
410225	2 1/4"
410250	2 1/2"
410250S	2 1/2" / 8" Long
410300	3"
410300S	3" / 8" Long

300 Cell - Hi Flow 2 & 3 Way - 5.9L/6,000 Lbs.
Metallic Substrate • 4" Round x 11" Long
OBDII Compliant (Exc. Calif.)

Part #	Inlet/Outlet
415225	2 1/4"
415250	2 1/2"
415300	3"

2 & 3 Way • With O2 Sensor Port - 5.9/6,000 Lbs.
4" Round x 11" Long
OBDII Compliant (Exc. Calif.)

Part #	Inlet/Outlet
425225	2 1/4"

HEAVY LOAD
THE "SPUN SOLUTION" CONVERTER
Heavy Duty • 5.9L/6,000 Lbs.
4" Round x 13" Long
OBDII Compliant (Exc. Calif.)

Part #	Inlet/Outlet
435200	2"
435225	2 1/4"
435250	2 1/2"
435300	3"

* Designed for problem engines
i.e. GM 3.1L, 3.4L, 3.8L

HEAVY LOAD
THE "SPUN SOLUTION" CONVERTER
With O2 Sensor Port
Heavy Duty • 5.9L/6,000 Lbs.
4" Round x 13" Long
OBDII Compliant (Exc. Calif.)

Part #	Inlet/Outlet
445200	2"
445225	2 1/4"
445250	2 1/2"

HEAVY LOAD
Honda
With Angled O2 Sensor Port
5.9L/6,000 Lbs.
4" Round x 13" Long
OBDII Compliant (Exc. Calif.)

Part #	Inlet/Outlet
455200	2"
455225	2 1/4"
455250	2 1/2"

SPUN CATALYTIC CONVERTER
UNIVERSAL

2 1/4" 5" ROUND 2 1/4"
8.75"

5.9L / 6,000 LBS
OBDII COMPLIANT (EXC. CALIF.)

Part #	In/Out
502225	2 1/4"
502250	2 1/2"

"SPUN SOLUTION" HD
UNIVERSAL CATALYTIC CONVERTER
WITH CENTER O2 PORT

2 1/2" 5" ROUND 2 1/2"
15 1/4"
6.2 L / 9,000 LBS
OBDII COMPLIANT (EXC. CA)

Part #	In/Out
555225	2 1/4"
555250	2 1/2"
555300	3"

OBDII - 5.9L/6,000 Lbs. • 16" Long
OBDII Compliant (Exc. Calif.)

Part #	Inlet/Outlet
590007	3"

TRUCK DIESEL UNIVERSAL CONVERTER
6" Round x 12" Long

Part #	Inlet/Outlet
810312	3 1/2"
810400	4"

Accessories

Part #	In/Out
63	O2 Sensor Nut 1/2"xM 18/1.5
63-45	O2 Sensor Nut/Angled 1/2"xM 18/1.5
107	O2 Sensor Port Plug 1/2" x M 18/1.5

UNIVERSAL CATALYTIC CONVERTER
With Dual O2 Ports
"Extra" Heavy Load-
2 & 3 Way - 5.9L/6,000 Lbs.
OBDII Compliant (Exc. Calif.)

Part #	Inlet/Outlet
495200FC	2"
495225FC	2 1/4"
495250FC	2 1/2"
495300FC	3"

Universal Spun 4"

2 & 3 Way • With O2 Sensor Port - 5.9L/6,000 Lbs.
4" Round x 11" Long
OBDII Compliant (Exc. Calif.)

Part #	Inlet/Outlet
405200	2"
405225	2 1/4"
405250	2 1/2"

Universal Spun 4"

ULTRA HEAVY
THE "SPUN SOLUTION" CONVERTER
With Dual O2 Ports
"Ultra" Heavy Load- 6.2L/9,000 Lbs.
5" Round x 15 1/4" Long
OBDII Compliant (Exc. Calif.)

Part #	Inlet/Outlet
558225	2 1/4"
558250	2 1/2"
558300	3"

Universal Spun 5"